

City of Saint Paul Recovery Plan

State and Local Fiscal Recovery Funds 2024 Report



SAINT PAUL
MINNESOTA

<https://www.stpaul.gov/american-rescue-plan>

Table of Contents

Table of Contents.....1

GENERAL OVERVIEW.....2

 Executive Summary2

 Uses of Funds.....3

 Neighborhood Safety.....4

 Housing5

 Works Progress: Jobs and Career Readiness Programs.....5

 Modernization of City Services.....7

 Financial Stabilization7

 Administration8

 Other Sources of Federal Funding8

 Promoting Equitable Outcomes8

 Goals.....9

 Raising Awareness9

 Ensuring Access 11

 Outcomes 11

 Community Engagement 12

 Citywide Community Engagement 12

 SLFRF-Specific Community Engagement 14

 Labor Practices 15

 Use of Evidence 16

 Performance Report 17

PROJECT INVENTORY18

SUMMARY TABLES.....69

 Project Budgets by Expenditure Category..... 69

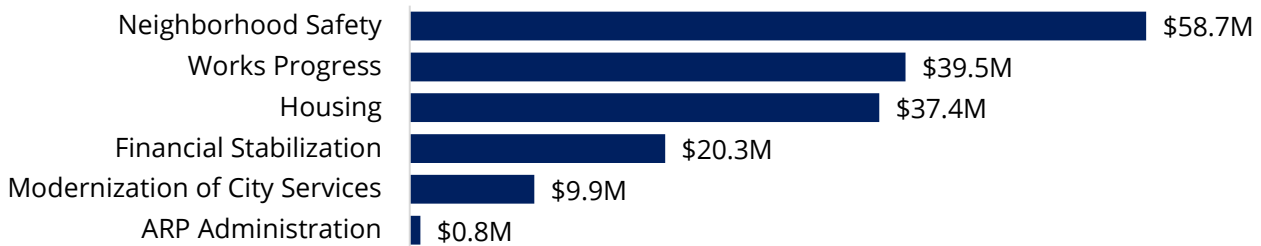
 Budget Actions..... 71

 Press Coverage 73

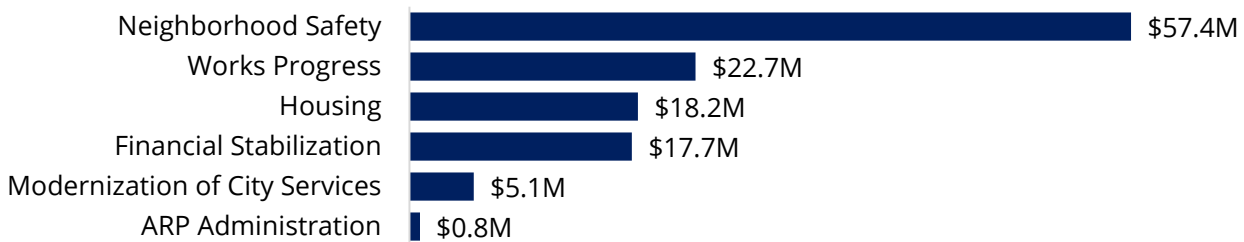
GENERAL OVERVIEW

Executive Summary

The \$1.9 trillion American Rescue Plan Act (ARP) provided \$350 billion in much needed emergency funds for state, local, territorial, and Tribal governments. As part of this Act, the City of Saint Paul received \$167 million through the State and Local Fiscal Recovery Fund (SLFRF) to support our immediate response to the COVID-19 public health emergency and its negative economic impacts, while laying the groundwork for the City’s ongoing efforts to rebuild. The City is investing these one-time funds in key priority areas to address community needs in:



In total, the City has budgeted all \$167 million of its allocated SLFRF funds, \$2 million of which was budgeted during the reporting period from July 1, 2023 to June 30, 2024. Of the total \$167 million budgeted, the City has spent \$122 million and encumbered an additional \$16 million, for a total obligated amount of \$138 million. Across its priority areas, the City has spent:



The [Project Inventory](#) section provides details for each SLFRF investment budgeted through June 30, 2024, including project goals and performance indicators. The City’s SLFRF investments align with Federal priorities regarding [community engagement](#) and [equitable outcomes](#). Throughout this report, the City identifies key examples of deep engagement with community to identify priorities for SLFRF funding, and ways that its SLFRF investments address long-standing inequities exacerbated by the pandemic. Investments in relevant expenditure categories use [evidence-based practices](#) that ensure positive outcomes and community impact. The City’s investments in deeply affordable housing for residents at 30% of Area Median Income and investments in youth employment programs highlight our commitment to community engagement, promoting equitable outcomes, and utilizing evidence-based practices. As community needs change, the City may adjust the amounts outlined between the priority areas, while remaining in alignment with Federal requirements.

Uses of Funds

The City of Saint Paul’s initial plan for the American Rescue Plan Act State and Local Fiscal Recovery Funds (SLFRF) involved allocating funds for immediate needs while strategically planning longer-term investments to address the impacts of COVID-19. The first allocations focused on immediate public safety needs, responding to the negative economic impacts of the pandemic, and rehiring public sector positions eliminated due to the pandemic. These efforts allowed the City to respond to urgent safety and economic needs and bring back essential services in Libraries and Parks. After extensive strategic planning, the City determined six priority areas of funding to mitigate the impact of the COVID-19 pandemic and advance the City’s recovery:



Neighborhood Safety



Housing



Works Progress



Modernization of City Services



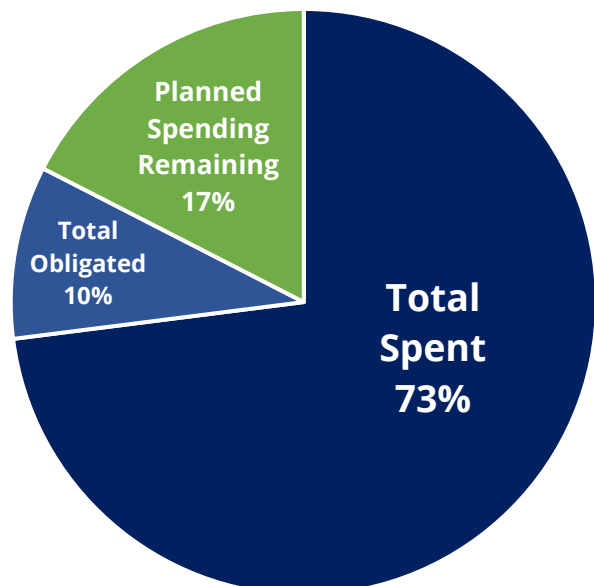
Financial Stabilization



Admin

Original plans also included funds for Vaccine and Public Health Engagement to ensure access to vital public health information, support, services, and resources in response to the impacts of the public health and economic crisis. However, the City has a partnership with Ramsey County for public health services for our shared residents; as the County rolled out SLFRF investments in vaccines and public health, the City reallocated its initial funding for other priorities. [Ramsey County has budgeted \\$11.2 million](#) of its \$108 million in SLFRF funds for public health response, including vaccine incentives, case processing, evaluation and support, and shelter operations and homelessness support.

As of June 30, 2024, the City has budgeted a total of \$167 million in SLFRF funds, of which \$2 million was budgeted during the reporting period of July 1, 2023 – June 30, 2024. Of the \$167 million in SLFRF funds budgeted through June 30, 2024, \$122 million has been spent, and \$16 million has been obligated. As mentioned above, the City’s strategy for using the \$167 million focuses on several key priority areas. The following sections outline goals for investments in each area, and details investments made during the current reporting period and planned for the duration of the grant.



Neighborhood Safety

The City has allocated \$58.7 million in SLFRF funds toward targeted investments supporting safer outcomes in neighborhoods, in alignment with the City’s Community-First Public Safety (CFPS) framework. The CFPS framework is informed by deep public engagement and public academic research to identify and address the root causes of neighborhood safety concerns. Investments focus on enhancing the City’s public safety systems capacity, improving connectivity and supports, and designing the City’s public spaces for safety in support of continuing to develop a more coordinated, comprehensive, and data-driven public safety system.



Source: <https://information.stpaul.gov/pages/publicsafety>

Key Investments

To address public safety needs in response to the pandemic, the City budgeted funds toward a variety of initiatives including a large investment in emergency services such as Police and Fire payroll costs. Additional investments include the following:



Housing

The City has allocated \$37.4 million of SLFRF funds toward targeted investments responding to the ongoing housing crisis, including construction and renovation of affordable and deeply affordable housing, and promoting fair and equitable housing practices at all ends of the continuum.

Key Investments

The City budgeted \$37.4 million to support deeply affordable housing at 30% Area Median Income (AMI). This program will expand housing supply for extremely low-income residents. Safe, quality, affordable housing is essential to health and economic stability. This project serves to finance the development of new affordable housing opportunities for extremely low-income households, which are disproportionately affected by the COVID-19 pandemic and the resulting economic impacts.

The investment is in partnership with Ramsey County's investment of \$37 million of its SLFRF allocation for deeply affordable housing, for a regional total of \$74.9 million to address this critical need. The City anticipates more than 200 new deeply affordable units will be made available by this project. To date, seven projects have been approved by City Council and 133 units have been permitted that will be restricted at 30% AMI, and 67 units are occupied as of June 30, 2024.



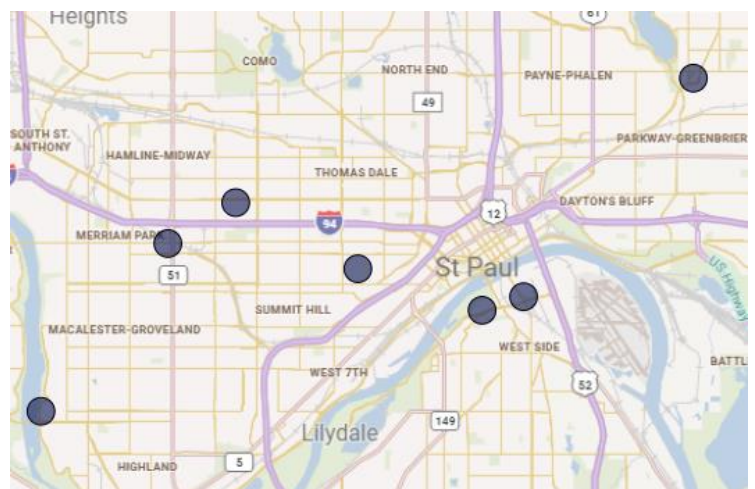
1222 University Avenue



532 Ashland Avenue



Saint Paul Mayor Melvin Carter III attends a ribbon cutting at 115 Plato Blvd. Photo: Vick Studios



Projects approved by City Council as of June 30, 2024

Works Progress: Jobs and Career Readiness Programs

The City allocated \$39.5 million in SLFRF funds toward targeted investments that ensure people of all ages, backgrounds, and skills can access, secure, and maintain stable employment opportunities. These opportunities will include living wages, professional development opportunities, and career pathways to leverage the prosperity the City has to offer. Investments focus on an array of sectors such as infrastructure, youth jobs, business supports, arts, digital equity, and green energy. The 2023 Program Impact Report for the City's Right Track program exemplifies the City's commitment to youth employment:

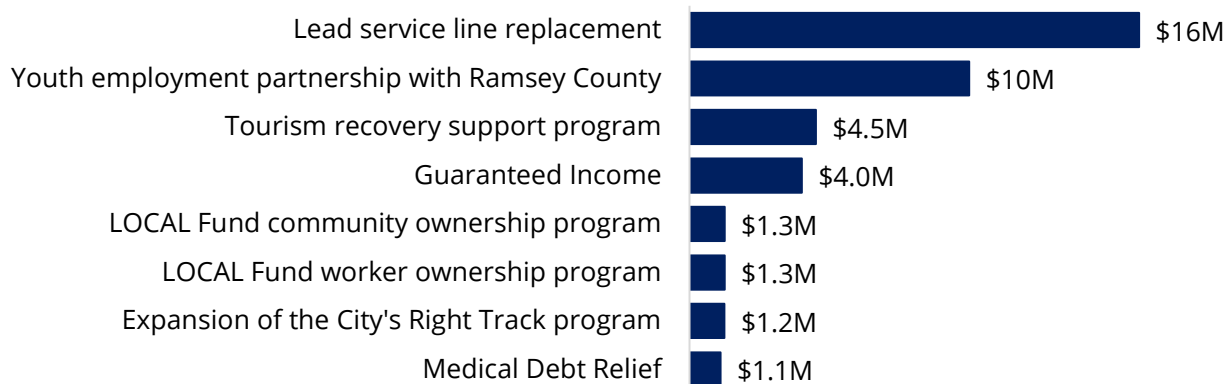


2023 Summer Program Outcomes



Key Investments

To address economic needs, the City has budgeted SLFRF funds toward a variety of initiatives, such as:

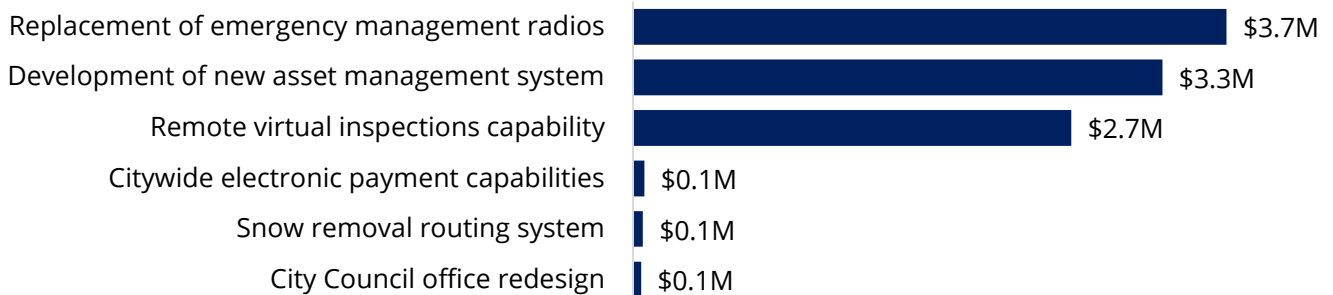


Modernization of City Services

The City allocated \$9.9 million of SLFRF funds toward updating, enhancing, and expanding its ability to provide quality public services safely and efficiently to constituents, in a pandemic-informed environment. SLFRF funds supported large one-time investments in necessary updates to City systems, alleviating pressure on the City’s General Fund.

Key Investments

The City has budgeted SLFRF funds for several investments in this priority area, including:

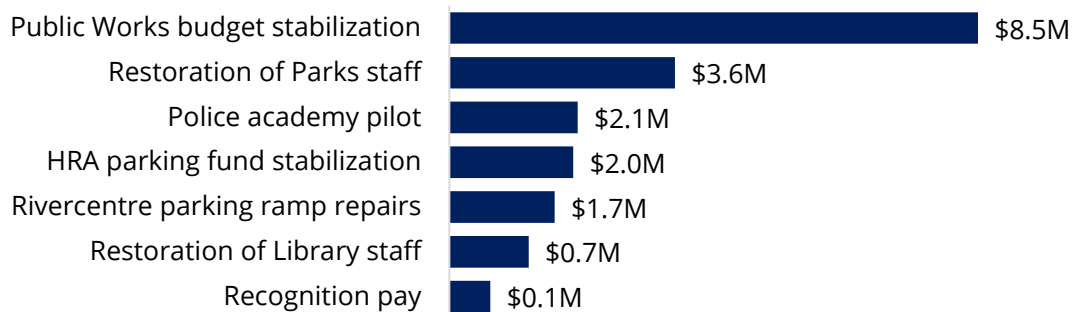


Financial Stabilization

In 2020, the City of Saint Paul had a “three zero” target approach to its budget: zero property tax increase, zero staff layoffs, and zero use of emergency reserves. While this approach was critical to maintaining our city government’s strong financial position, it required careful planning and deep sacrifice. The City has invested \$20.3 million of the SLFRF funds to stabilize Citywide finances, allowing City leadership and staff to review what has been lost and how to move forward to recover from the impacts of COVID-19. Investments in this area support the continued ability to maintain short-term and long-term financial, economic, and enterprise stability in support of the ongoing services, supports, and resources City residents rely on. This category reflects using ARP funds to replace revenues substantially reduced due to the pandemic.

Key Investments

The City’s investments in this area include:



Administration



Recognizing the importance of responsibly managing these Federal funds, the City budgeted approximately 0.5%, or \$0.8 million for administration of the SLFRF grant including in the areas of financial, legal, compliance, procurement, human resources, and evaluation needs. This has supported the development of an SLFRF grants team, with five staff in the City's Office of Financial Services dedicated to effective management of these resources, and support from one attorney in the City Attorney's Office.

Other Sources of Federal Funding

The City received other federal resources related to pandemic response, including \$20.8 million of Emergency Rental Assistance (ERA). The ERA funds were available for Saint Paul residents to assist with rent and utility bills dated on or after March 13, 2020, and qualifying renters received assistance for up to 18 months. Some ERA funding also supported community organizations to assist tenants with the application process and answering questions on documentation, rules, requirements, and application status. The City was awarded \$6.8 million of American Rescue Plan Act HOME funding. HOME-ARP focus on reducing homelessness and increasing housing stability for people experiencing or at imminent risk of homelessness. The U.S. Department of Housing and Urban Development (HUD) approved the City's HOME-ARP plan on May 12, 2023.

Promoting Equitable Outcomes

The City has three equity strategic objectives: 1) Build a workforce that reflects our City, 2) Diversify the City's investments across an array of communities and 3) Enhance the City's ability to co-create with its community. These objectives inform the City's use of SLFRF funds, prompting investment in neighborhood safety, housing, works progress, modernization of city services, and related initiatives that address negative economic impacts. To meet the objectives, the City identified the following goals and metrics:

- Goal: Saint Paul residents will continue to identify priority areas of investment
- Goal: SLFRF funds will be used to hire Saint Paul residents, with a particular emphasis on residents from priority zip codes and residents of color
- Goal: SLFRF funds will be spent on businesses in Saint Paul, with a particular emphasis on businesses (1) in priority zip codes and (2) owned by people of color



Goals

In addition to the City's overarching goals stated above, many projects funded with ARP funds identified specific historically underserved, marginalized, or adversely affected groups to serve. For example, the 30% AMI Deeply Affordable Housing project is focused on serving low-income individuals, while the Lead Service Line Replacement project prioritizes Areas of Concentrated Poverty (ACPs) and utilizes "[Equity Considerations for Place-Based Advocacy and Decisions in the Twin Cities Region](#)." The Fire Recruitment Exam project targets recruiting and advertising to attract a diverse pool of applicants, and the Parks and Recreation Expansion project prioritized recreation centers in ACPs, providing services such as expanded hours and free youth sports participation.

Investments made using ARP funds have also helped increase equity by freeing up resources to be used for equity-focused initiatives. For example, the additional Police Academies and positions funded by ARP made it possible for the department to staff the new ASPIRE Unit, which works with the Office of Neighborhood Safety to connect individuals who are at risk for being involved in gun violence to community resources and wraparound supports. The Police Department and the Office of Neighborhood Safety work with a variety of community organizations to reach residents who historically have had less access to support. Furthermore, the city's Guaranteed Income pilot program has target families earning less than 185% of the federal poverty level as well as Black, Indigenous, Latino, and Asian families.

Raising Awareness

The City promotes awareness of all programs, including those funded by American Rescue Plan Act funds, through a variety of channels, including:

Partnerships

In several instances the City is partnering with Ramsey County and local organizations to increase awareness of programs, such as the [Saint Paul Work Now project](#). Another project with the [Saint Paul & Ramsey County Domestic Abuse Intervention Project \(SPIP\)](#) provides resources to victims of domestic violence in Spanish, English, Hmong, Somali, Russian, Cambodian, and Vietnamese. In addition, SPIP is surveying the community regarding access to resources and their experience with the justice system, housing services, and more. In the LOCAL Fund project, the City is collaborating with [Nexus Community Partners](#) to raise awareness about opportunities for local businesses considering worker ownership models or community improvement projects. The City's Guaranteed Income project has collaborated with other social service and public institutions working directly with families such as Ramsey County WIC, Early Head Start, and Early Childhood Family Education through the Saint Paul Public School District to increase awareness of the program.



<https://www.listeninghouse.org/worknow>

Outreach Materials

Saint Paul residents who are eligible for the Lead Service Line Replacement project learned of the program via letters, e-mails, phone calls, and door-to-door communication. The [program website](#) includes a tool for residents to determine whether their property has a lead service line. The Parks and Recreation department has partnered with students from the University of Minnesota Humphrey School of Public Affairs to create a tool to collect data from guardians of participants on their experience with free sports. The Library Optimal Response project developed a community survey that was made available in English, Spanish, Hmong, Karen, and Somali, and was distributed online and in library buildings.

Newsletters

The Department of Safety and Inspection’s Unsheltered Response project sends a weekly newsletter and has presented information to several community panel discussions. The team also conducts extensive engagement in person with the City’s unsheltered community.

Community Outreach

Within both the Parks and Recreation Department and the Library system, City staff conducted extensive outreach to ensure that neighborhoods served by individual recreation centers and libraries were aware of restored or increased services supported by SLFRF funds. Library staff and consultants met with five separate groups of community stakeholders and gathered feedback at a community block party. Parks and Recreation staff at Oxford Community Center directly engage with young people and neighborhood elders as well as offering anonymous surveys and hosting community events.



Rondo Community Library Block Party

Community Events



Oxford Community Center event flier

The Fire Department attends various job fairs, visits high schools within the City, and attends community events to promote and recruit potential candidates. The department also hosts informational sessions targeting people of color, women, and veterans to increase exposure and raise awareness of job opportunities. Oxford Community Center has also hosted numerous community events including a Winter Beach Party, a Roller Skating Event, and a Family Movie Night. The Library Department has also hosted community events, block parties, and community conversations. Finally, the Traffic and Pedestrian Safety project has conducted a community survey and several community events.

Ensuring Access

The City's programs are intentionally designed to remove administrative barriers and ensure equitable access to resources. For example, the Parks and Recreation department provides continuous community outreach to ensure that community members are aware of SLFRF-funded expanded community center hours and the amenities offered therein. Many of the ARP-supported initiatives such as the mobile climbing wall, technology truck, and others focus on bringing recreation opportunities directly to local communities, prioritizing areas of concentrated poverty or areas where there is no local recreation center. The City's employment programs, such as Right Track and the Police Department's LECPA program prioritize historically underserved populations.

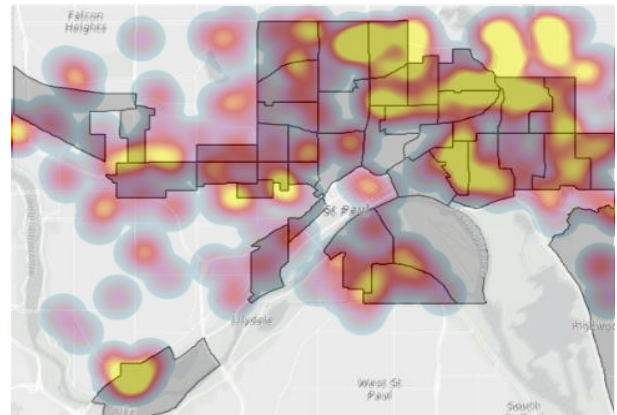
The Guaranteed Income project provides enrollment and consent forms in six different languages, and families who do not have access to a smart phone or internet were given the option to complete the initial consent forms over the phone. Participants who required additional assistance to complete forms were given the opportunity to meet with a staff member in person at a public library, recreation center, or in their home. Interpretation services were also made available to participants.

The City partnered with the St. Paul Ramsey County Domestic Abuse Intervention Project (SPIP) on domestic abuse prevention. SPIP makes specific programming available to mono-lingual Spanish, Hmong, and Somali-speaking victims. SPIP brochures and materials are in Spanish, English, Hmong, Somali, Russian, Cambodian, and Vietnamese.

Finally, several City initiatives focus on removing barriers to service for participants. Funds dedicated to the Lead Service Line Removal program are helping support Saint Paul Regional Water Services' employment pipeline project, which makes job opportunities available to individuals without credentials, assists with transportation to and from work, and supports individuals in obtaining required credentials. The City's No Barrier Jobs and Driver's License Academy workforce projects connect individuals experiencing homelessness to job opportunities and help individuals obtain driver's licenses, respectively.

Outcomes

City project managers identified outcomes for ARP-funded projects that focus on closing gaps and/or reaching universal levels of service, where relevant. For example, SLFRF funds restored positions reduced due to the pandemic in Parks and Recreation and Libraries, restoring pre-pandemic service levels and allowing both departments to close service gaps that were caused or exacerbated by the pandemic. The Guaranteed Income project tracks enrollment by race, ethnicity, language, and geography to ensure equitable outcomes. To date the project has enrolled 83% participants of color, 91% of participants participate in an average of three social programs such as TANF, SNAP, NSLP, SSI, WIC, and Pell Grants. The



Guaranteed Income recipients supported by ARP, mapped against Qualified Census Tracts.

City has also engaged volunteer Community Ambassadors and have recruited Ambassadors from targeted cultural communities that can share their own experiences with CollegeBound and CollegeBound Boost.

The City's housing initiatives also prioritize equitable outcomes. The 30% AMI Deeply Affordable Housing project is focused on closing gaps in housing supply that is available and affordable to households at or below 30% of the Area Median Income. The City's Parks and Recreation expansion project has also prioritized areas of concentrated poverty. Making youth sports free for all participants has led to significant increases in participation across the board. Many teens who do not make their school teams have decided to participate in rec sports, keeping them active throughout the school year. The mobile climbing wall and game truck provides programming at passive parks and events throughout Saint Paul with a focus on areas where there is not a recreation center, or where there is a higher concentration of poverty.

Community Engagement

Citywide Community Engagement



Beginning with Mayor Carter's 2019 proposed budget, the City annually conducts public engagement sessions to collect input regarding investment priorities. These "budget community conversations" are built around interactive activities that invite participants to work together to choose areas of focus for City spending such as increasing housing options, expanding youth development programming, and investing in traditional and alternative emergency response resources. As part of the

engagement, participants are asked to what degree they would consider increasing City collected revenues to cover the costs of new and existing services. Participants respond on a paper or electronic worksheet and staff take notes on verbal comments.

In 2021, the city held four online sessions in June and July, which were attended by approximately 80 community members. The city's 2022 engagement opportunities involved more than 470 residents who participated in meetings, either in-person or virtually, or completed a form on their own in an asynchronous fashion. In 2023, the city held 30 engagement events within each of the city's seven wards and held discussions with 17 of the city's boards and commissions, along with local business groups and high school classes. A total 259 residents completed an exercise that asked them to select a limited number of budget priorities from a wide range of options.

In 2024, the City of Saint Paul held 42 in-person budget engagement sessions from late April to early July. Staff in the Mayor's Office hosted 34 meetings with city boards and commissions, district councils, and Saint Paul Public Schools students—accounting for a 100% increase in engagement with this group. The Mayor and members of his staff and the City Council also hosted eight Community Budget Conversations at area recreation and community centers in June and July, attracting 117 participants. Using the mobile app Balancing Act, 399 residents completed an exercise that asked them to select a set of budget priorities from a wide range of options. The highest budget priority was affordable housing, which has been consistent with

the last five years, excluding 2020 because of the COVID-19 pandemic. The second and third priorities were unsheltered response and employment and jobs, respectively.

The City plans to invest a total of \$37.4 million in deeply affordable housing, in partnership with Ramsey County’s investment of \$37 million of their SLFRF funds in this priority area. The City and County managed a community engagement process on the need for deeply affordable housing that produced the [Deeply Affordable and Permanent Supportive Housing Engagement Summary Report](#).

Community partners have led engagement and vision planning for years calling for investment in deeply affordable housing. Building on those efforts, a City and County staff workgroup developed a community engagement plan that focused on four strategies: (1) a review of existing reports and data, (2) targeted interviews, (3) survey research, and (4) engagement at current housing meetings. Through this process, the workgroup made key recommendations for the City and County SLFRF funds:

- Invest in the creation of new 30% AMI housing.
- Prioritize creation of 1-bedroom and efficiency units to address homelessness.
- Expand the supply of diverse housing types.
- Create new permanent supportive housing with strong mental health supports.
- Locate developments to connect people to jobs and community.
- Reduce barriers to new units and connect to service providers.

Mayor Carter’s Administration has engaged extensively with community members regarding the need for innovation and investment in public safety, supporting the development of the [Community-First Public Safety Framework](#). Engagement efforts began in 2019, when the City convened a series of community roundtables. More than 750 participants shared concerns and ideas across three sessions. Key themes captured in these conversations included increased supports for youth, deploying alternative emergency responses to public safety situations, and proactive neighborhood investments that promote safety.

In early 2021, Mayor Carter launched the Community First Public Safety Commission, which included 48 members representing a variety of backgrounds and fields including law enforcement, mental health, public safety advocacy, education, faith, youth, and support for residents returning to community from incarceration. The Commission focused on alternative first-response models and approaches for ongoing community involvement in the City’s Community-First Public Safety framework, including considering the creation of a City-staffed office to drive and integrate this work.



In May 2021, the [Commission delivered its 419-page final report](#) to the Mayor and City Council, which included recommendations to institute a new office focused on violence prevention with activities related to gun violence, youth violence, group-based violence, and structural violence. Further recommendations included a broad-based strategy that encompasses preventative activities as well as violence interruption and post incident reconciliation and healing. The City has dedicated \$58.7 million in ARP SLFRF funding toward targeted investments that support safer outcomes in its neighborhoods, in alignment with our Community-First Public Safety framework.

SLFRF-Specific Community Engagement

DSI Unsheltered Response:

Staff conduct weekly community meetings with outreach partners to coordinate efforts and communicate critical information and ideas. Staff also conduct regular meetings with non-profits to address ongoing issues, and the department responds to a 24/7 resident information line. The department provides training to community members on engagement strategies and best practices.



Source: HART Weekly Update

Fire Recruitment Exam:

To recruit, hire, and train diverse candidates for firefighting positions, the Fire Department conducted information sessions; visited schools; had targeted expos for women, veterans, and youth of color; and utilized its EMS Academy and BLS Division as a pathway to firefighting positions. The department is also actively involved with numerous community groups.



Information about the position and the hiring process is available at:



INFORMATION SESSIONS:
The Saint Paul Fire Department will be holding information sessions where you will have an opportunity to learn more about a career in Firefighting and Emergency Medical Services, and about the hiring process.

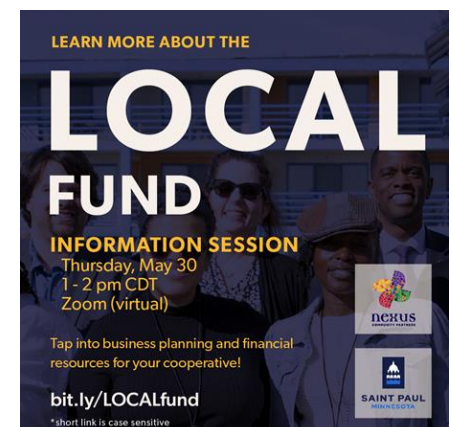
Source: Saint Paul Fire Department

Library Optimal Response:

Consultants developed a community survey regarding library safety that was available in English, Spanish, Hmong, Karen, and Somali. The survey produced 247 responses, 47 from people who identified as BIPOC. Library staff and consultants also met with five separate groups of community stakeholders, and gathered feedback at a fall block party. When safety specialists are hired, a focus of their job will be continuing to build community relationships.

LOCAL Fund Worker and Community Ownership:

As part of the LOCAL fund projects, the City is collaborating with Nexus Community Partners to facilitate the program. Nexus plans to hold informational webinars to increase awareness and outreach in Saint Paul communities, particularly communities of color. The City and Nexus are creating a grant committee to review and approve grant applications; this committee will include Saint Paul residents and community members.



Source: Nexus Community Partners

Traffic and Pedestrian Safety:

The City's Public Works Department is engaging the community regarding traffic and pedestrian safety in a variety of formats, including an online survey (1,238 responses), online map (893 comments), and two in-person events (45 interactions).

30% AMI Deeply Affordable Housing:

The City partnered with Ramsey County to conduct community engagement prior to program development. As detailed above, housing providers who work directly with residents experiencing homelessness and housing instability established priorities for investment that the City embedded into efforts to expand the supply of deeply affordable housing units. The City's engagement efforts included a review of existing reports and data, targeted interviews with housing and service providers, survey research, and focused discussions at local/regional housing meetings. City and County staff produced an engagement report and used the recommendations in the report to inform program design and solicitation/selection criteria.

Lead Service Line Replacement:

The Saint Paul Regional Water Service (SPRWS) has prioritized community engagement by sending letters and postcards, placing phone calls, emailing, texting, messaging, and door knocking at eligible properties. Additional outreach efforts include district council and City Council outreach meetings, community events, non-profit, and media events. SPRWS also created a robust webpage with information on the Lead Free program here: stpaul.gov/water/lead-free.



Source: Saint Paul Regional Water Services

Domestic Abuse Prevention:

Saint Paul Ramsey County Domestic Abuse Intervention Project (SPIP) staff work closely with many community and governmental programs including Casa with de Esperanza, Women of Nations, Tubman, Women's Advocates, Domestic Abuse Project, OutFront MN, Immigrant Law Center of MN, Asian Women United of MN, SMRLS, Standpoint, Violence Free MN, Breaking Free, Alexandra House, Ain Dah Yung Center, Karen Organization of MN, Hmong American Partnership, Muslim American Society, YWCA, SOS Sexual Violence Service of Ramsey County, Workforce Solutions Centro Inc., CLUES, and FamilyWise. SPIP is victim-centered and seeks input from victims/survivors and their communities. SPIP also holds listening circles with survivors to gain insight into their needs and how to improve their services to meet those needs.

Labor Practices

The City's Department of [Human Rights & Equal Economic Opportunity \(HREEO\)](#) serves the community by advancing justice and education, advocacy, and enforcement through an array of divisions including Contract Compliance and Business Development, Human Rights, Labor Standards Enforcement and Education, and Procurement (Contract & Analysis Services).

HREEO's work includes the following: (1) ensures compliance with City's Minimum Wage Ordinance; (2) ensures workers have access to 1 hour of [Earned Sick and Safe Time](#) for every 30 hours of work up to 48 hours; (3) provides training and capacity building services to local small/women/minority business enterprises (SWMBE) and Section 3 businesses regarding business opportunities with the City; and (4) enforces the requirements of federal [Davis Bacon and Related Acts](#), and State and Local Prevailing Wage Laws.

Use of Evidence

For relevant projects, the City utilizes evidence-based practices to design SLFRF programs that deliver positive impacts for its residents. The City collaborates with partners such as Ramsey County and educational institutions to conduct required evaluations. Recently, the City's Right Track program was highlighted in the Results for America [Evidence Dashboard](#) for its use of evidence-based practices related to youth employment. The City's deeply affordable housing project draws on evidence-based practices such as Housing First, which is listed as "proven effective" in the Minnesota MMB Results First Inventory. Several projects, including the Guaranteed Income project, have or are currently participating in impact evaluation studies. Researchers at the University of Michigan published a [research paper](#) on Saint Paul's Guaranteed Income program in the fall of 2023, as did researchers at the [University of Pennsylvania Center for Guaranteed Income Research](#).



Source: University of Pennsylvania Center for Guaranteed Income Research

The City draws on proven program design to ensure that SLFRF funds are used effectively and efficiently. To this end, key outcome and output measures are identified for each program area, and SLFRF Team staff regularly check-in with Project Managers to measure progress towards identified outputs and outcomes. In addition to project-level evaluation and use of evidence reporting, the City evaluates programs on progress towards these overarching goals. The [Project Inventory](#) includes project-specific performance indicators and evidence-based practices where required, and the [Performance Report](#) section outlines overarching goals for each of the City's priority areas. The City has developed an evaluation plan for SLFRF investments to better document outputs and outcomes, and intends to explore [Evidence-Based Policymaking](#) and program evaluation.

Performance Report



The City of Saint Paul prioritizes the use of data to inform decision making and program design. With the launch of the Open Information Saint Paul, the City has committed to increasing transparency and using data to enable better decision-making. Data is published online in a central, user-friendly portal that will expand and evolve over time in response to feedback from users. More information on this initiative is available at information.stpaul.gov. The City of Saint Paul's open information portal is part of a larger data management program designed to turn data into usable information across the City. The City is building out a full business intelligence capability to provide data to decision makers. For projects funded by ARP, the City has identified the following priority areas of spending: Neighborhood Safety, Housing, Works Progress, Modernization of City Services, Financial Stabilization, and Administration. The [Project Inventory](#) section identifies key output and outcome measures, as well as SLFRF required performance indicators.

Project Area	Key Outcomes
 <p>NEIGHBORHOOD SAFETY</p>	<p>Enhanced capacity of public safety systems, improved connectivity and supports, and public spaces designed for safety in support of continuing to develop a more coordinated, comprehensive, and data-driven public safety system.</p>
 <p>HOUSING</p>	<p>Units of affordable and deeply affordable housing are constructed and renovated; fair and equitable housing practices are promoted at all ends of the continuum.</p>
 <p>WORKS PROGRESS</p>	<p>People of all ages, backgrounds, and skills can access, secure, and maintain stable employment opportunities with living wages, professional development opportunities, and career pathways; Priority industries include infrastructure, youth jobs, business supports, arts, digital equity, and green energy.</p>
 <p>MODERNIZATION OF CITY SERVICES</p>	<p>Vital City services are updated, enhanced, or expanded to increase the city's ability to provide quality public services safely and efficiently to constituents.</p>
 <p>FINANCIAL STABILIZATION</p>	<p>Reduced revenues caused by the pandemic are replaced; targeted investments support the City's continued ability to maintain short-term and long-term financial, economic, and enterprise stability in support of the ongoing services, supports, and resources that residents rely on.</p>
 <p>ARP ADMINISTRATION</p>	<p>Federal funds are managed in accordance with federal guidelines.</p>

PROJECT INVENTORY

Downtown Alliance Ambassador Program	20
Domestic Abuse Prevention	21
Right Track.....	22
Criminal Division Backlog	23
Public Works Painter.....	24
Police Downtown Beat Overtime.....	25
Unsheltered Response Team	26
ARP Administration.....	27
RiverCentre Parking Ramp Repairs	28
Library Staff Restoration	29
Parks Staff Restoration.....	30
Council Technology	31
DSI Customer Service	32
City Payroll	33
Fire EMS Supervisor	34
Police LECPA	35
Public Safety Radio Replacement	36
Recognition Pay	37
Budget Stabilization	38
Police Attrition Reduction	39
Fire Recruitment Exam	40
Police Academy Pilot.....	41
Library Optimal Response	42
COPS Grant Match	43
Traffic and Pedestrian Safety.....	44
Parks and Recreation Expansion	45
Guaranteed Income	46
Asset Management System	47
DSI License Services	48
Healthy Homes Saint Paul	49
LOCAL Fund Worker Ownership.....	50
City Council Office Redesign	51

Electronic Payments System52

Snow Removal Optimization53

Parking Fund Stabilization54

Virtual Remote Inspections55

Virtual Remote Inspections FEMA Match56

Oxford Community Center57

Medical Debt Reset.....58

LOCAL Fund Community Ownership59

30% AMI Deeply Affordable Housing60

Tourism Recovery Support Program61

Lead Service Line Replacement.....62

Youth Employment Affiliate63

Driver’s Academy.....64

LEAP65

No Barrier Employment Program.....66

Digital Career Pathways and Resource Hub.....67

Earn and Learn.....68

PROJECT NAME	<u>DOWNTOWN ALLIANCE AMBASSADOR PROGRAM</u>
PROJECT ID	G1721609010001
FUNDING AMOUNT	\$647,843
EXPENDITURE CATEGORY	2.35 Aid to Tourism, Travel, or Hospitality
BUDGET ACTION	<u>RES 21-1050</u>
PROJECT OVERVIEW & GOALS	Through this Project, the Downtown Alliance responded to the COVID-19 public health emergency and its negative economic impacts by operating a program that provides resources to individuals experiencing homelessness and assists the economic recovery of downtown by promoting, preparing for, and accommodating the return of workers, visitors, and hospitality. Specifically, Street Team Ambassadors served primarily as a custodial service with a secondary role as a public information resource to visitors, workers, shoppers, and residents. Areas of responsibility included all pedestrian public rights-of-way in downtown. The Downtown Alliance worked closely with City officials to assist with outreach and referrals for shelter and service options.
USE OF EVIDENCE	Not applicable.
PROJECT OUTPUTS	# Individuals contacted # Individuals referred # Trash pickups made # Trash barrels emptied # Businesses contacted
PROJECT OUTCOMES	Individuals experiencing homelessness are connected with resources; visitors and residents of Saint Paul are provided with public information and custodial services.
PROGRESS TO DATE	48,040 individuals contacted 812 individuals referred 67,159 trash pickups made 287 trash barrels emptied 7,979 businesses contacted



Source: St. Paul Downtown Alliance

PROJECT NAME	<u>DOMESTIC ABUSE PREVENTION</u>
PROJECT ID	G1721609010002
FUNDING AMOUNT	\$250,000
EXPENDITURE CATEGORY	1.14 Other Public Health Services
BUDGET ACTION	<u>RES 21-1050</u>
PROJECT OVERVIEW & GOALS	Funds supported the Saint Paul Ramsey County Domestic Abuse Intervention Project, an organization that provides intervention, support, information, advocacy, and increased safeguards for victims immediately following a domestic violence related crime and facilitates and improves the criminal justice system’s response to domestic violence. The pandemic increased domestic violence and exacerbated challenges for people affected by domestic violence to receive needed services.
USE OF EVIDENCE	Not applicable.
PROJECT OUTPUTS	One part-time attorney (0.5 FTE) and two Advocates are hired by the Saint Paul Ramsey County Domestic Abuse Intervention Project
PROJECT OUTCOMES	Victims will receive attorney representation on critical housing and civil legal matters; Victims will receive advocate assistance in writing, filing, and obtaining Orders for Protection; victims will receive assistance obtaining and/or sustaining critical housing resources
PROGRESS TO DATE	One part-time attorney and two advocates were hired. Relevant staff have provided the following services: <ul style="list-style-type: none"> • Order for Protection (OFP) Assistance: 1,419 • Housing/Transitional Assistance: 1,874 • Legal Representation for OFPs/Housing: 334 • Legal Advice on OFPs/Housing/Finances: 340 • Protection Orders Granted: 348



St. Paul & Ramsey County Domestic Abuse Intervention Project

Source: Saint Paul Ramsey County Domestic Abuse Intervention Project

PROJECT NAME	<u><i>RIGHT TRACK</i></u>
PROJECT ID	G1721609010003
FUNDING AMOUNT	\$1,246,256
EXPENDITURE CATEGORY	2.10 Assistance to Unemployed or Underemployed Workers
BUDGET ACTION	RES 21-864 , RES 22-1021 , RES 24-137
PROJECT OVERVIEW & GOALS	Funds support the expansion of the City’s Right Track young adult workforce training and internship program. The program is a collaborative effort working with nonprofit, public, and private sectors to connect young people with meaningful internships. The investment allowed the program to expand the age range of youth served and extend internships beyond the typical summer season. Expanding this program addresses youth unemployment, and the job training provides career advancement and high wage opportunities.
USE OF EVIDENCE	Right Track Plus is based on Right Track and other youth employment programs that have been evaluated for success for many years. Summer youth employment programs have been shown to be effective: Summer youth employment programs County Health Rankings & Roadmaps . The model of providing young people with internships along with supportive services (bus cards, case management, uniform support), employment and life skills training, and job coaches has had a strong success rate over the years. Recently, Right Track had over 90% of youth complete the program and move on to new employment or return to school. Total dollar amount allocated toward evidence-based practices: \$1.25 million.
PROJECT OUTPUTS	# Youth served % Youth reporting they gained confidence % Youth reporting they are proud of what they did during program % Youth who express that their supervisor/job coach valued their opinions and treated them with respect # Industry experiences # Trainings completed
PROJECT OUTCOMES	Young people connect to meaningful internships, job training, career advancement, and high wage opportunities.
PROGRESS TO DATE	803 youth served 169 worksites engaged More than 75 trainings completed 100% of youth reported gaining confidence 96% reported they are proud of what they did during program 89% of youth reported that their supervisor and/or job coach valued their opinions and treated them with respect
REQUIRED PERFORMANCE INDICATORS	# of workers enrolled in sectoral job training programs: 20 # of workers completing sectoral job training programs: 6 # of people participating in summer youth employment programs: 701



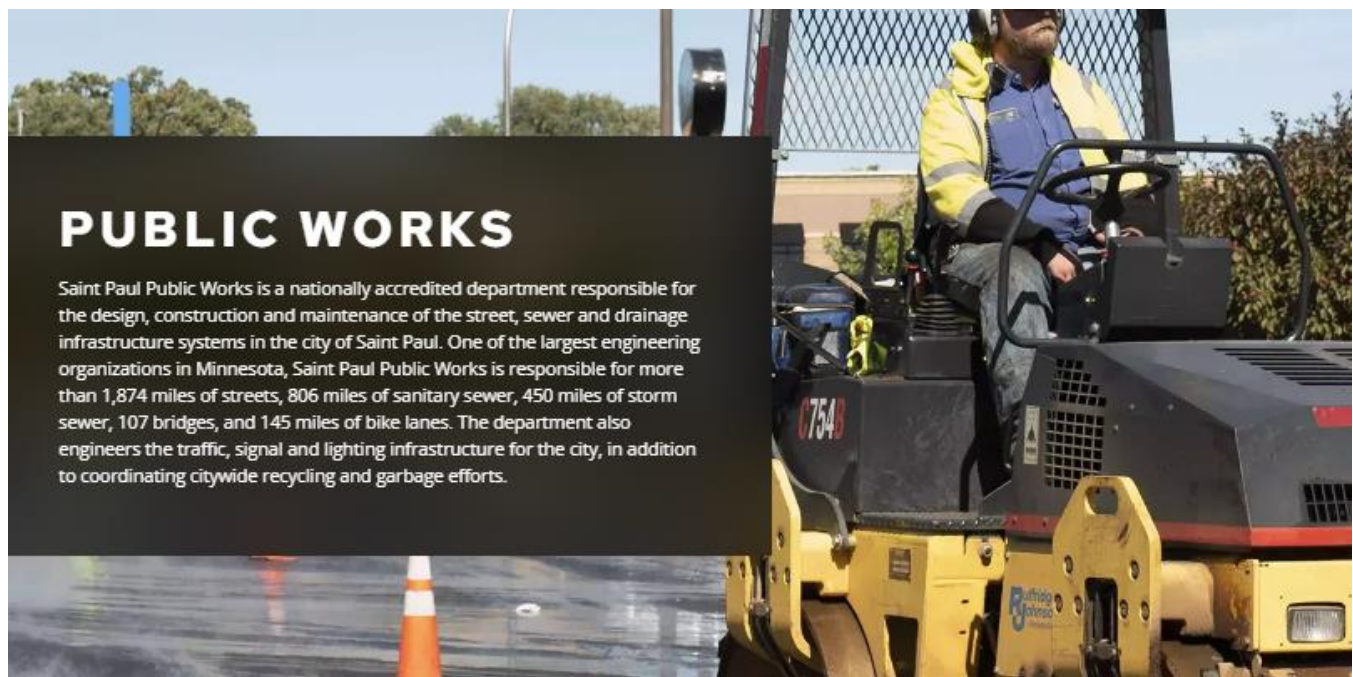
Source: Right Track 2023 Impact Report

PROJECT NAME	<u>CRIMINAL DIVISION BACKLOG</u>
PROJECT ID	G1721609010004
FUNDING AMOUNT	\$1,180,751
EXPENDITURE CATEGORY	3.1 Public Sector Workforce: Payroll and Benefits for Public Health, Public Safety, or Human Services Workers
BUDGET ACTION	RES 21-1050 , RES 24-137
PROJECT OVERVIEW & GOALS	This project will add prosecutors (5.5 FTEs) and a victim witness coordinator (1.0 FTE) to the City Attorney’s Office (CAO), Criminal Division, to assist with the backlog of criminal cases resulting from the court delays due to the COVID-19 pandemic. This project also includes the resources (computers, technology, workspace) necessary to support the new staff. The COVID-19 pandemic resulted in an unprecedented backlog in the criminal justice system. This project directly affects the CAO’s ability to address the backlog of criminal cases in a timely and effective manner. In 2021, the CAO had more than 3,000 cases in the pandemic backlog. As of June 30, 2024, there are 300 cases in the backlog. By adding prosecutors and victim witness staff the City hopes to (1) reduce the delays in justice for victims, defendants, and the community, and (2) allow better delivery of services to crime victims, including those populations who have been historically underserved.
USE OF EVIDENCE	Not applicable.
PROJECT OUTPUTS	# Additional prosecutors hired # Cases assigned # Victim Witness staff hired # Cases worked on by SLFRF-supported staff
PROJECT OUTCOMES	# Cases per prosecutor is reduced # Cases in backlog is reduced
PROGRESS TO DATE	5.1 prosecutor FTEs were hired using ARP SLFRF funds. Approximately 60 – 110 cases are assigned to each attorney per month. One additional Victim Witness staff was hired, allowing better delivery of services to crime victims. Staff supported by SLFRF funds work approximately 350 cases annually. The number of cases assigned to each prosecutor has been reduced by approximately 15 cases. Prior to the project starting, there were approximately 3,000 cases in the backlog. As of June 30, 2024, there are approximately 300 cases in the backlog – a 90% reduction in the size of the backlog.



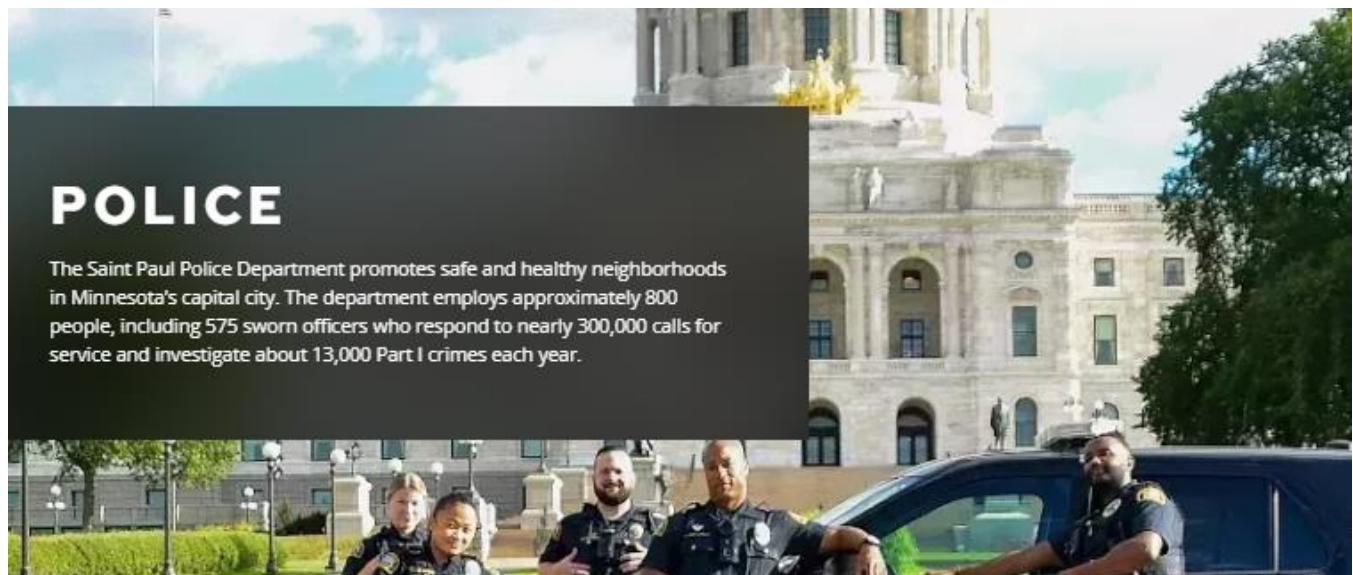
Source: [City of Saint Paul website](#)

PROJECT NAME	<u>PUBLIC WORKS PAINTER</u>
PROJECT ID	G1721609010005
FUNDING AMOUNT	\$33,557
EXPENDITURE CATEGORY	3.2 Public Sector Workforce: Rehiring Public Sector Staff
BUDGET ACTION	<u>RES 21-1050</u> , <u>RES 22-938</u>
PROJECT OVERVIEW & GOALS	Funds rehired a Public Works Painter position cut in 2021 due to the COVID-19 pandemic. The position was in place for the remainder of the 2021 season and assisted with repainting street markings that disappeared. Due to COVID-19 the City's Public Works department eliminated a vacant FTE position from the 2021 budget, greatly impacting this needed public safety service. The SLFRF funds allowed the City to restore that position.
USE OF EVIDENCE	Not applicable.
PROJECT OUTPUTS	# Crosswalks repainted % Long lines repainted # Pavement messages repainted # Bike messages repainted
PROJECT OUTCOMES	Public safety is increased as features that affect all modes of transportation and promote safety for drivers, bikers, and walkers are updated.
PROGRESS TO DATE	64 crosswalks repainted 4% of long line sections repainted 44 pavement messages repainted 25 bike messages repainted The project was completed in 2021.



Source: [City of Saint Paul website](#)

PROJECT NAME	<u><i>POLICE DOWNTOWN BEAT OVERTIME</i></u>
PROJECT ID	G1721609010006
FUNDING AMOUNT	\$975,000
EXPENDITURE CATEGORY	3.1 Public Sector Workforce: Payroll and Benefits for Public Health, Public Safety, or Human Services Workers
BUDGET ACTION	RES 21-1050
PROJECT OVERVIEW & GOALS	Funds supported overtime costs for the Saint Paul Police Department (SPPD) responding to public safety needs exacerbated by the pandemic. SPPD saw unique challenges develop during the pandemic and several areas in the City that required extra public safety resources to respond to these challenges. As businesses and visitors returned to the downtown area in 2021, even more resources were needed to ensure community safety. Based on a review of public safety data and community input, several areas were identified as needing additional resources. The SPPD coordinated a multi-faceted problem-solving approach, using community policing and engagement strategies. In addition to enforcement operations, high visibility foot and bike patrol were needed. SPPD officers have a guardian mindset and are skilled at making positive contacts and engaging with individuals. Officers make proactive contacts with businesses, residents, and visitors. This work requires resources and multiple officers and supervisors for successful outcomes. Funds supported overtime costs for the officers and supervisors to run these additional special details.
USE OF EVIDENCE	Not applicable.
PROJECT OUTPUTS	Increased number of overtime hours available.
PROJECT OUTCOMES	Increased community engagement, high visibility patrols, and increased community safety.
PROGRESS TO DATE	In 2021, the department funded more than 10,700 overtime hours with SLFRF funds.



Source: [City of Saint Paul website](#)

PROJECT NAME	<u>UNSHELTERED RESPONSE TEAM</u>
PROJECT ID	G1721609010007
FUNDING AMOUNT	\$311,843
EXPENDITURE CATEGORY	3.1 Public Sector Workforce: Payroll and Benefits for Public Health, Public Safety, or Human Services Workers
BUDGET ACTION	RES 21-1050
PROJECT OVERVIEW & GOALS	COVID-19 significantly impacted the number of people experiencing homelessness; starting in 2020 the pandemic’s related economic impacts led to more residents sheltering in unsafe conditions in tents, under bridges, and in caves. ARP SLFRF funding supported three FTEs in the Department of Safety and Inspections to provide 24/7 supports to people experiencing homelessness. These positions included a Housing Counselor, a Program Coordinator, and an Inspector.
USE OF EVIDENCE	Not applicable.
PROJECT OUTPUTS	# Public sector staff hired # Unsheltered residents
PROJECT OUTCOMES	# Referrals made
PROGRESS TO DATE	In 2021 and 2022, DSI hired 3 staff. Staff contacted 262 unsheltered individuals, and 143 received referrals to services including housing, shelters, housing assessments, and chemical and mental health assessments.



Source: Hart Weekly Update

PROJECT NAME	<u>ARP ADMINISTRATION</u>
PROJECT ID	G1721609010008
FUNDING AMOUNT	\$838,745
EXPENDITURE CATEGORY	7.1 Administrative Expenses
BUDGET ACTION	RES 21-1233 , 2022 Adopted Budget , RES 22-938 , RES PH 22-188 , AO 24-12 , RES 24-137
PROJECT OVERVIEW & GOALS	Effective administration of the ARP funding is vital for the successful implementation of these resources. Funds support the City's management of ARP SLFRF, including in the areas of legal, financial, procurement, human resources, technology, and consulting needs.
USE OF EVIDENCE	Not applicable.
PROJECT OUTPUTS	On-time completion of required quarterly and annual reports to the U.S. Treasury Department On-time spending of SLFRF funds (encumbered by Dec. 31, 2024; spent by Dec. 31, 2026)
PROJECT OUTCOMES	Effective and efficient administration of SLFRF funds
PROGRESS TO DATE	The City has completed all reports in a timely manner and has re-deployed and hired staff to assist with SLFRF management.



City of Saint Paul State and Local Fiscal Recovery Funds Recovery Plan Performance Reports

All States, territories, counties, and metropolitan cities with a population exceeding 250,000 residents that are recipients of State and Local Fiscal Recovery Funds (SLFRF) awards are required to produce Recovery Plan Performance Reports.

The Recovery Plan provides information to the public and U.S. Treasury Department on projects that SLFRF recipients are undertaking with program funding and plans to ensure program outcomes are achieved in an effective, efficient, and equitable manner.

Source: [City of Saint Paul website](#)

PROJECT NAME	<u>RIVERCENTRE PARKING RAMP REPAIRS</u>
PROJECT ID	G1721609010009
FUNDING AMOUNT	\$1,700,000
EXPENDITURE CATEGORY	6.1 Provision of Government Services
BUDGET ACTION	<u>RES 21-1234</u>
PROJECT OVERVIEW & GOALS	The RiverCentre experienced an estimated \$19 million lost gross revenue due to the pandemic. Most funds previously allocated to capital repairs and equipment were used to support the day-to-day operation of the City-owned facility in 2021-2022. Due to this, no funds were available for repairs to the RiverCentre Parking Ramp. ARP funds were used for immediate repairs needed for this City-owned ramp. This included repairs to the beams and columns, concrete repairs to the pedestrian walkways, helixes, and the eight parking levels, as well as a more comprehensive condition review comparing previous year's assessments to determine the comparative level of deterioration of the parking ramp. Finally, it included replacing the failing security camera and emergency notification system, that over the past 20 years has experienced the same deterioration as the concrete.
USE OF EVIDENCE	Not applicable.
PROJECT OUTPUTS	# Square Feet concrete repairs completed Security system equipment purchased # Events hosted at RiverCentre
PROJECT OUTCOMES	Security system equipment installed \$ Revenue generated
PROGRESS TO DATE	9,638 square feet of concrete have been installed 120 security cameras and video intercoms have been installed 446 events have been hosted at the RiverCentre in 2022 and 2023 2023 gross convention center event revenue: \$5,685,219



Source: <https://www.rivercentre.org/>

PROJECT NAME	<u><i>LIBRARY STAFF RESTORATION</i></u>
PROJECT ID	G1721609010010
FUNDING AMOUNT	\$1,277,956
EXPENDITURE CATEGORY	3.2 Public Sector Workforce: Rehiring Public Sector Staff
BUDGET ACTION	RES 21-1233, 2022 Adopted Budget
PROJECT OVERVIEW & GOALS	Funds restored 12.5 FTE Library staff positions that were eliminated due to the COVID-19 pandemic, so that the City's libraries can resume open hours to pre-COVID-19 pandemic levels.
USE OF EVIDENCE	Not applicable.
PROJECT OUTPUTS	# FTEs supported by SLFRF Funds
PROJECT OUTCOMES	# Visits increase Circulation count increases
PROGRESS TO DATE	12.5 FTEs have been restored with SLFRF funds. Both visitor and circulation counts are steadily rising: Visitor counts: <ul style="list-style-type: none"> • Jan-May 2021 = 182,336 visits • Jan-May 2022 = 395,849 visits • Jan-May 2023 = 466,232 visits Circulation Counts: <ul style="list-style-type: none"> • Jan-May 2021 = 576,611 items • Jan-May 2022 = 673,625 items • Jan-May 2023 = 772,463 items



Source: [City of Saint Paul website](#)

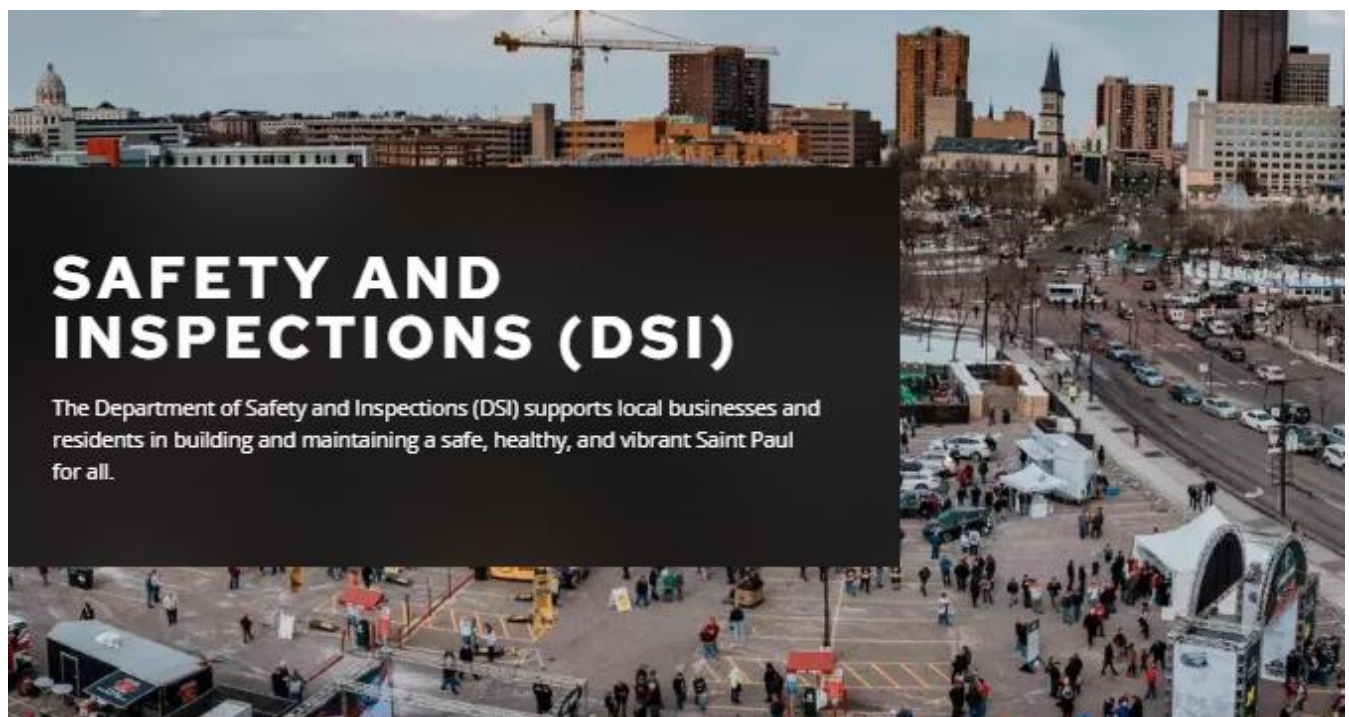
PROJECT NAME	<u>PARKS STAFF RESTORATION</u>
PROJECT ID	G1721609010011
FUNDING AMOUNT	\$3,638,809
EXPENDITURE CATEGORY	3.2 Public Sector Workforce: Rehiring Public Sector Staff
BUDGET ACTION	RES 21-1233 , 2022 Adopted Budget , AO 24-12
PROJECT OVERVIEW & GOALS	Funds restored 24.93 FTEs for Parks and Recreation that were reduced due to the COVID-19 pandemic, specifically expanding staff hours at Recreation Centers and Aquatics Facilities for the period of 7/1/2021 to 12/31/2024.
USE OF EVIDENCE	Not applicable.
PROJECT OUTPUTS	Reductions made to previously established staffing levels are restored.
PROJECT OUTCOMES	Service levels are restored to pre-pandemic levels.
PROGRESS TO DATE	Parks and Recreation rehired the following positions: Como Office Assistant2: 1 Ops Parks Worker 2: 0.55 Ops Parks Worker I: 1.5 Ops Parks Worker - Como: 2.9 Rec Community Rec Leader: 0.7 Rec Community Rec Leader 2: 2.08 Special Aquatics Facility Supervisor: 2 Special Lifeguard: 13.2 Total: 24.93



Source: [City of Saint Paul website](#)

PROJECT NAME	<u>COUNCIL TECHNOLOGY</u>
PROJECT ID	G1721609010012
FUNDING AMOUNT	\$9,682
EXPENDITURE CATEGORY	1.14 Other Public Health Services
BUDGET ACTION	RES 21-1233 , RES 22-938
PROJECT OVERVIEW & GOALS	Funds support technology investments in hybrid meeting capabilities, ensuring staff safety during COVID-19. When the City Council offices were renovated in the early 1990s, they were designed to accommodate what is now an outdated service model. The space heavy design is “top down” and laid out for seven separate Council reception areas, seven executive assistants, seven aides, and seven Councilmember offices with seven additional separate meeting spaces. This approach required designers to split up the Council members to separate sides of the building. The design did not consider safety, user experience, efficiency, or the incredible changes to technology which have impacted the use of the space and the way City Council is accessed. As a result, the floor configuration does not meet the safety, operational, and technology needs of staff, Councilmembers, and the public today. COVID-19 has exacerbated the Council's workspace deficiencies and created demand to access the Council remotely. There is a new precedent and obligation to offer a modernized hybrid technology model where constituents and staff can be involved in-person or remotely.
USE OF EVIDENCE	Not applicable.
PROJECT OUTPUTS	Conference rooms are updated to provide hybrid work technologies.
PROJECT OUTCOMES	Increased ability for in-person/remote interactions between Councilmembers and staff or the general public.
PROGRESS TO DATE	Conference rooms have been updated with hybrid work technologies.

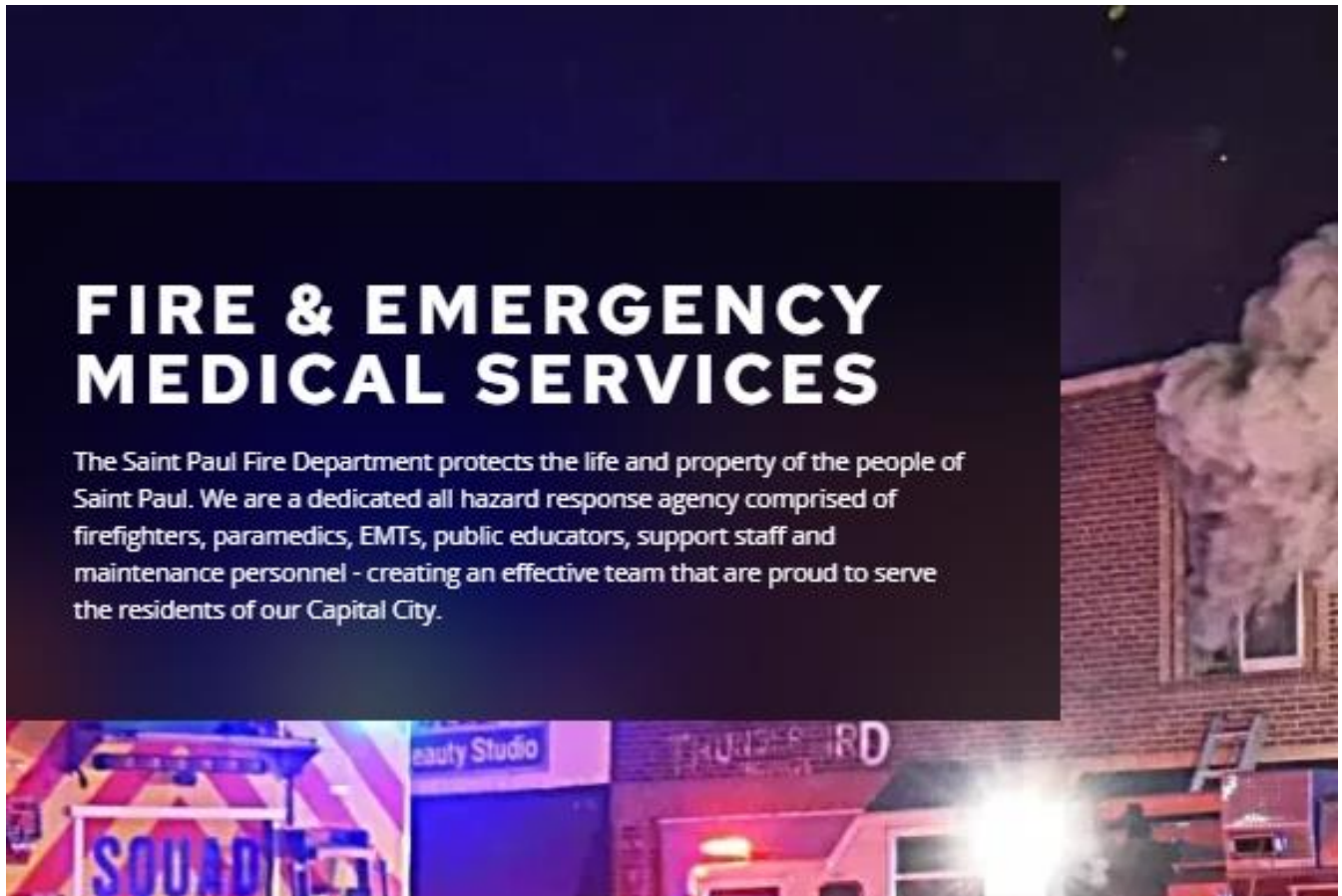
PROJECT NAME	<u>DSI CUSTOMER SERVICE</u>
PROJECT ID	G1721609010013
FUNDING AMOUNT	\$181,000
EXPENDITURE CATEGORY	6.1 Provision of Government Services
BUDGET ACTION	<u>RES 21-1233</u>
PROJECT OVERVIEW & GOALS	This project provides the temporary staffing necessary to address backlogs in support for business owners and development activity withing the Department of Safety and Inspections. These positions work with developers and business owners to process applications and payments of Business Licenses, Construction Permits, Event Permits, and Fire Safety Certificate of Occupancies in the City of Saint Paul.
USE OF EVIDENCE	Not applicable.
PROJECT OUTPUTS	Front Counter Customer Services division fully staffed through 2022.
PROJECT OUTCOMES	All construction permits are processed within 48 hours.
PROGRESS TO DATE	Hiring/staffing challenges have impeded progress towards goals. However, the number of vacancies in the Customer Service department has decreased from four to one over the course of the project. Permit processing is currently at approximately six days, and processing times continue to improve as new staff become fully trained.



Source: [City of Saint Paul website](#)

PROJECT NAME	<u>CITY PAYROLL</u>
PROJECT ID	G1721609010014
FUNDING AMOUNT	\$48,435,574
EXPENDITURE CATEGORY	6.1 Provision of Government Services
BUDGET ACTION	RES 22-938 , RES 22-939 , RES 23-1159 , RES 23-1513 , RES 23-1732 , RES 23-325 , RES 24-137
PROJECT OVERVIEW & GOALS	SLFRF funds help cover the cost of City payroll for several departments: Financial Services, City Attorney’s Office, Human Resources, Technology and Communications, Fire, Police, Safety and Inspections, and Parks and Recreation. The ARP funds support City payroll expenses originally paid for with General Funds, thereby freeing up the General Fund resources for other needs. Payroll is an eligible use of SLFRF funding within the expenditure category 6.1, Provision of Government Services, up to the amount of the City's revenue loss due to the COVID-19 pandemic. Payroll is an essential part of the city government, covering salaries for staff who provide critical services to our community.
USE OF EVIDENCE	Not applicable.
PROJECT OUTPUTS	City departments use ARP SLFRF funds to cover staff payroll costs.
PROJECT OUTCOMES	Eligible City payroll expenses are paid for with SLFRF resources, which frees up General Fund resources for other purposes.
PROGRESS TO DATE	SLFRF funds have been budgeted and spent for City payroll expenses.

PROJECT NAME	<u><i>FIRE EMS SUPERVISOR</i></u>
PROJECT ID	G1721609010015
FUNDING AMOUNT	\$5,611
EXPENDITURE CATEGORY	3.2 Public Sector Workforce: Rehiring Public Sector Staff
BUDGET ACTION	RES 21-1233 , RES 22-938
PROJECT OVERVIEW & GOALS	Funds restored a Fire EMS Coordinator position that was eliminated in the 2021 budget due to COVID-19. This position enhanced the Fire Department's ability to respond to the growing number of EMS calls as well as support, supply, and supervise critical EMS services to residents especially during the COVID-19 pandemic.
USE OF EVIDENCE	Not applicable.
PROJECT OUTPUTS	One EMS Coordinator position is hired.
PROJECT OUTCOMES	Department's ability to respond to the increased number of EMS calls as well as support, supply, and supervise critical EMS services to residents is increased.
PROGRESS TO DATE	Fire hired one EMS Coordinator.



Source: [City of Saint Paul website](#)

PROJECT NAME	<u>POLICE LECPA</u>
PROJECT ID	G1721609010016
FUNDING AMOUNT	\$124,014
EXPENDITURE CATEGORY	2.10 Assistance to Unemployed or Underemployed Workers
BUDGET ACTION	<u>RES 21-1236</u> , <u>RES 22-938</u>
PROJECT OVERVIEW & GOALS	Funds covered the 2021 costs for the Police Department's (SPPD) Law Enforcement Career Path Academy (LECPA). Community Engagement Cadets participate in LECPA, a feeder program into a career in law enforcement. Community Engagement Cadets engage in the community in a variety of ways utilizing COVID-19 protocols to maintain a safe environment. They interact with youth at police activity league events at the City's local recreational centers. They assisted with events such as Shop with a Cop and Safe Summer Nights, to build trust between the Police department and community. They also partnered with the Sanneh Foundation and local food shelves to provide healthy food to individuals in need during the ongoing pandemic. This program addresses youth unemployment in our community and opportunities for career advancement.
USE OF EVIDENCE	The LECPA program design follows apprenticeship or sector-based workforce initiative models shown to have positive results. Academic opportunities customized to law enforcement careers combine with entry-level employment opportunities with SPPD, on-the-job training and mentorship by SPPD Officers, academic support from Century College staff, and life support from Navigators from Community Action Partners of Ramsey and Washington County. Similar approaches have shown increased employability and earnings, with potential benefits of improved socio-emotional skills. Sources: <ul style="list-style-type: none"> • <u>Youth apprenticeship initiatives County Health Rankings & Roadmaps</u> • <u>MINNESOTA DEPARTMENT OF CORRECTIONS (mn.gov)</u> • <u>Adult vocational training County Health Rankings & Roadmaps</u> • <u>Sector-based workforce initiatives County Health Rankings & Roadmaps</u>
PROJECT OUTPUTS	# Youth engaged # Diverse candidates hired.
PROJECT OUTCOMES	Increased community engagement, increased diversity of candidates within police academy.
PROGRESS TO DATE	In the LECPA cohort starting in the Fall of 2021, 16/17 members were BIPOC and/or female. Ten of the 17 had not completed any college prior to starting the program. All 17 completed the initial three courses (mental health first aid certification; police and community; college strategies). To date, 18 former LECPA participants are current SPPD officers. 17 are BIPOC and/or female/non-binary. 13 of the 18 speak a language in addition to English.
REQUIRED PERFORMANCE INDICATORS	# Workers enrolled in sectoral job training programs: 17 # Workers completing sectoral job training programs: 0 (most participants take two years to complete the program) # People participating in summer youth employment programs: 0

PROJECT NAME	<u><i>PUBLIC SAFETY RADIO REPLACEMENT</i></u>
PROJECT ID	G1721609010018
FUNDING AMOUNT	\$3,666,586
EXPENDITURE CATEGORY	6.1 Provision of Government Services
BUDGET ACTION	RES 21-1682 , RES 22-1026
PROJECT OVERVIEW & GOALS	Overseen by the Department of Emergency Management, funds were allocated to replace 88 portable and 336 mobile unsupported end-of-life land mobile public safety radios. Additionally, funds supported the procurement and now the successful deployment of 3 Digital Vehicle Repeater Systems (DVRs), which are crucial for maintaining and enhancing public safety communication across the City of Saint Paul.
USE OF EVIDENCE	Not applicable.
PROJECT OUTPUTS	# Public safety radios replaced.
PROJECT OUTCOMES	# Radios integrated into Radio Management Wi-Fi System, increasing efficiency
PROGRESS TO DATE	Public Safety Radios Replaced: 88 portable radios were replaced and deployed to public safety responders. 336 mobile radios were replaced and installed in public safety fleet vehicles. A total of 424 public safety radios were replaced and are now operational, providing enhanced communication for emergency services in the City of Saint Paul. The project also involved the successful procurement and deployment of three Digital Vehicle Repeater Systems (DVRs). These systems have been integrated into the city's communication network, further enhancing the reliability and range of land mobile radio communications for public safety operations.

PROJECT NAME	<u>RECOGNITION PAY</u>
PROJECT ID	G1721609010019
FUNDING AMOUNT	\$661,183
EXPENDITURE CATEGORY	6.1 Provision of Government Services
BUDGET ACTION	RES 21-1840 , RES 23-1732
PROJECT OVERVIEW & GOALS	To ensure adequate staffing for the delivery of City services, certain employees were eligible to receive a lump sum payment if they remained employed by the City for durations specified in respective memorandums of understanding. The lump sum payments were equivalent to 1.5-4% of the respective employee's base salary based on annual earnings.
USE OF EVIDENCE	Not applicable.
PROJECT OUTPUTS	# of employees receiving recognition pay.
PROJECT OUTCOMES	Ensured adequate staffing for delivery of City services.
PROGRESS TO DATE	373 City employees received an average of \$1,551. Of those, 94.4% remain employed with the City.

PROJECT NAME	<u>BUDGET STABILIZATION</u>
PROJECT ID	G1721609010020
FUNDING AMOUNT	\$8,527,382
EXPENDITURE CATEGORY	6.1 Provision of Government Services
BUDGET ACTION	2022 Adopted Budget
PROJECT OVERVIEW & GOALS	This project helps to stabilize the City's budget by replacing a General Fund transfer to Public Works for mill and overlay program expenses with SLFRF funding, thereby reducing General Fund expenses. The mill and overlay budget spending is primarily for general professional services, other services, and street maintenance materials.
USE OF EVIDENCE	Not applicable.
PROJECT OUTPUTS	Funds support mill and overlay expenses, freeing up General Fund resources for other uses.
PROJECT OUTCOMES	The General Fund budget is stabilized.
PROGRESS TO DATE	The SLFRF funds stabilized the City's 2022, 2023, and 2024 General Fund budget.

PROJECT NAME	<u><i>POLICE ATTRITION REDUCTION</i></u>
PROJECT ID	G1721609010021
FUNDING AMOUNT	\$1,771,441
EXPENDITURE CATEGORY	6.1 Provision of Government Services
BUDGET ACTION	2022 Adopted Budget
PROJECT OVERVIEW & GOALS	The SLFRF investment lowered the Police Department's attrition expenses, which increased the salary budget available to cover costs of hiring officers. The Police Department's 2021 attrition budget increased due to COVID-19 pressures on the City's budget, resulting in fewer officers for the department. Reducing attrition allowed the Police Department to hire officers and fill positions left vacant.
USE OF EVIDENCE	Not applicable.
PROJECT OUTPUTS	Number of sworn officers employed by the City increases to pre-pandemic levels.
PROJECT OUTCOMES	Department can focus on goals, such as reducing gun violence and engaging the community.
PROGRESS TO DATE	At the time of project completion, the Police Department had 564 sworn officers.

PROJECT NAME	<u>FIRE RECRUITMENT EXAM</u>
PROJECT ID	G1721609010022
FUNDING AMOUNT	\$460,000
EXPENDITURE CATEGORY	6.1 Provision of Government Services
BUDGET ACTION	<u>2022 Adopted Budget</u>
PROJECT OVERVIEW & GOALS	<p>Funds supported the Fire Department and Human Resources Department costs associated with conducting the firefighter entrance test. The entrance test is a collaboration between the City's Fire and Human Resources Departments. The costs included staff time for recruitment, written test, physical test, and supplies relating to the test, with a significant portion of the funds used for staffing the physical and agility test and practice sessions. SLFRF funds also paid for medical tests, personal protective gear, uniforms, and training for the recruitment academy.</p>
USE OF EVIDENCE	Not applicable.
PROJECT OUTPUTS	<ul style="list-style-type: none"> # Firefighters/EMTs hired # Medical exams completed # Firefighters graduating from academy
PROJECT OUTCOMES	<p>The Fire Department recruits, tests, trains, and employs a diverse workforce that is more reflective of the City residents we serve.</p> <ul style="list-style-type: none"> # Firefighters on staff increase.
PROGRESS TO DATE	<p>In 2022, the Fire Department hired 11 Firefighter Trainees, and 8 graduated from the academy; 14 medical exams were completed. In 2023, the department hired a total of 35 Firefighters. As of December 31, 2023, the Fire Department had a Sworn strength of 446.</p>



PROJECT NAME	<u><i>POLICE ACADEMY PILOT</i></u>
PROJECT ID	G1721609010023
FUNDING AMOUNT	\$2,070,000
EXPENDITURE CATEGORY	6.1 Provision of Government Services
BUDGET ACTION	2022 Adopted Budget
PROJECT OVERVIEW & GOALS	Funds support a pilot program allowing the Police Department to hold two academies annually to increase the number of deployable officers. Currently, the Police Department holds one academy per year. As a result, when officers leave throughout the year, the total number of deployable officers declines and those vacancies are not filled until hiring another academy occurs. This pilot allowed Police to run two smaller academies during the year to address the decline in deployable officers more quickly.
USE OF EVIDENCE	Not applicable.
PROJECT OUTPUTS	Two police academy pilots are held in 2022 and 2023.
PROJECT OUTCOMES	Police can more quickly address fluctuations in deployable officers.
PROGRESS TO DATE	In 2022, the fall academy enlisted 26 officers, and a winter academy enlisted 13 officers. Of the total 39 new officer hires that year, 33 were still with the department as of May, 2024. The May 2023 Academy began with 16 recruit officers, 14 of whom graduated from the Academy. The October 2023 Academy began with 20 individuals, all of whom graduated. A major goal of this project was to reduce the fluctuations in Sworn force levels and to increase overall staffing levels. The project has successfully reduced the annual variance in the number of officers from 52 in 2021 to 39 in 2024. Furthermore, staffing levels have increased from 508 to more than 530 since the pilot program began. In the current environment, law enforcement agencies across the state compete for qualified recruits. Having two Academies per year helps the SPPD attract more candidates and allows recruits to become officers more quickly.

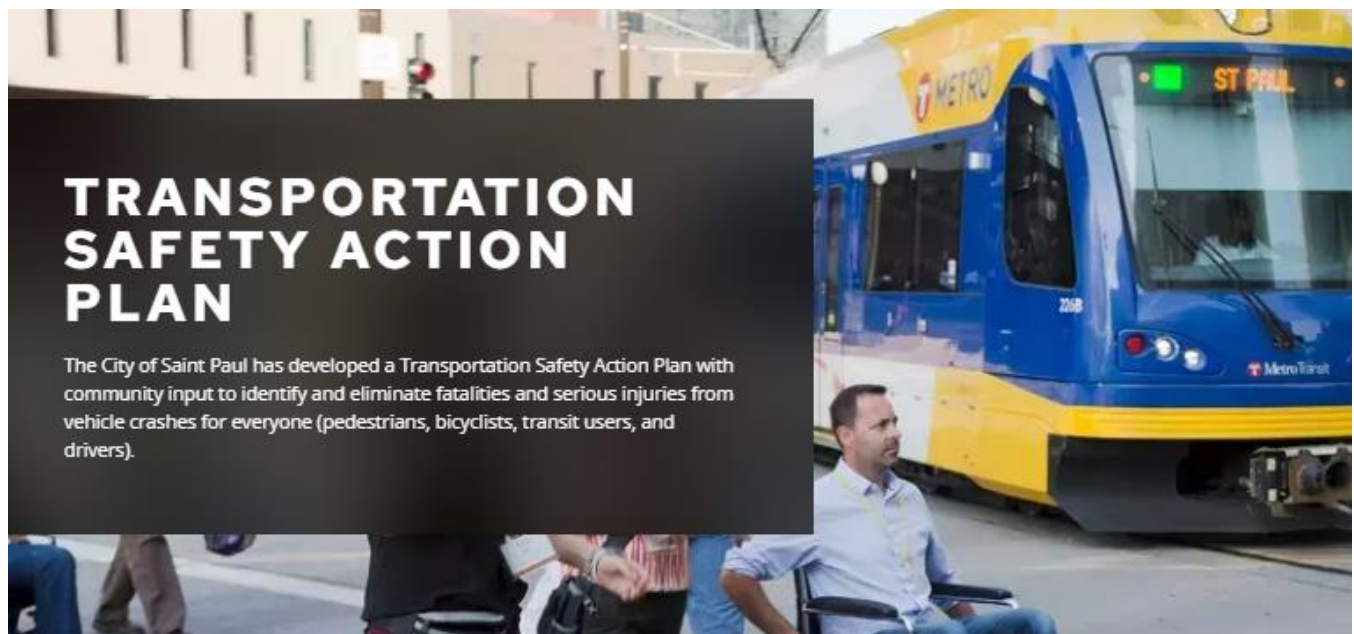
PROJECT NAME	<u><i>LIBRARY OPTIMAL RESPONSE</i></u>
PROJECT ID	G1721609010025
FUNDING AMOUNT	\$200,000
EXPENDITURE CATEGORY	6.1 Provision of Government Services
BUDGET ACTION	RES 22-1020 , RES 24-137
PROJECT OVERVIEW & GOALS	This project developed a comprehensive library safety plan for the city's entire library system. This plan focuses on three main areas: a welcoming safe environment in every library, clear and consistent response to incidents with added capacity through new roles, and restorative alternatives alongside banning, with consistent practices for staff wellbeing.
USE OF EVIDENCE	N/A
PROJECT OUTPUTS	# Consultants engaged # Staff hired # Trainings delivered
PROJECT OUTCOMES	# Safety framework developed # Stakeholders engaged # Referrals to additional city services # Library staff with knowledge of City public safety programs and best practices
PROGRESS TO DATE	A consultant was engaged, who worked with additional subcontractors. A Library Safety Manager has been hired, and the Library Department plans to hire an additional six Safety Specialists. Two department-wide trainings were conducted, each serving 80-120 people, and the Safety Manager is conducting training for each Library location and developing an emergency action plan for each location. The Safety Framework is complete, and 587 stakeholders have been engaged in the process. The number of Library staff with knowledge of city public safety partners is 25, and referrals to City services are expected to begin as the project progresses.



Arlington Hills Public Library; Source: [City of Saint Paul Website](#)

PROJECT NAME	<u>COPS GRANT MATCH</u>
PROJECT ID	G1721609010026
FUNDING AMOUNT	\$2,000,000
EXPENDITURE CATEGORY	6.2 Non-federal match for other Federal Programs
BUDGET ACTION	<u>RES 22-1020</u> , <u>RES 23-1159</u>
PROJECT OVERVIEW & GOALS	These funds match a grant from the U.S. Department of Justice Community Oriented Policing Services (COPS) grant to support the hiring of new Saint Paul Police Officers, starting in 2022. The partial COPS grant award of \$1.875 million (\$125,000 per additional position) will be matched with American Rescue Plan funds and other city funding sources. The COPS Grant and the matching funds supported the hiring of 15 officers, the last of whom was hired in October 2023. The COPS grant and matching funds will be used to support these positions through 2026, with a required one-year retention period after the grant ends.
USE OF EVIDENCE	N/A
PROJECT OUTPUTS	# 2022-2024 police academy graduate salaries supported by SLFRF
PROJECT OUTCOMES	Maximize DOJ COPS grant through matching funds, ensuring multiple sources available for officer costs. # Additional officers hired
PROGRESS TO DATE	<p>The Police Department has held two Academies per year since 2022, and are scheduled to continue to do so through at least 2025. The first five officers hired with the COPS grant (and matched by ARP funds) started the SPPD Academy in August 2022; the second three started in December 2022; four more in May 2023; and the last three in October 2023, reaching the total of 15 required by the COPS grant.</p> <p>The COPS grant is expected to cover approximately one third of the cost of each of the 15 staff positions over the next three years, with ARP SLFRF funds covering the remaining portion. These additional officers help maintain force levels so SPPD can staff specialized and proactive efforts such as the ASPIRE Unit and its partnership with the City's Office of Neighborhood Safety. This has contributed to the recent decline of crime in St. Paul. As noted in a recent article in the Star Tribune, the City has seen decreases in a variety of crimes including auto thefts, homicides, firearms incidents, and more.</p>

PROJECT NAME	<u>TRAFFIC AND PEDESTRIAN SAFETY</u>
PROJECT ID	G1721609010027
FUNDING AMOUNT	\$451,345
EXPENDITURE CATEGORY	6.1 Provision of Government Services
BUDGET ACTION	<u>RES 22-1020</u> , <u>RES 24-137</u>
PROJECT OVERVIEW & GOALS	This project will develop a Transportation Safety Action Plan for the City. This includes a citywide crash study, traffic policy review, and community engagement.
USE OF EVIDENCE	N/A
PROJECT OUTPUTS	# Project areas identified and prioritized # Consultants/contractors engaged # Community engagement events conducted
PROJECT OUTCOMES	# Transportation Safety Action plan developed and approved # Treatments installed / intersections addressed # Public comments / survey responses collected as part of action plan development
PROGRESS TO DATE	A safety project has been identified and prioritized to submit for federal funding. The City has also developed maps for our High Injury Network and our Vulnerable Road Users. The City has hired a team to lead Transportation Safety Action Plan work. The City has conducted an online survey (1,238 responses), online map (893 comments) and two in-person events (45 in-person interactions). Version 1 of the Transportation Safety Action Plan was completed in June of 2023, and a second updated version is anticipated in 2024.



Source: [City of Saint Paul website](#)

PROJECT NAME	<u>PARKS AND RECREATION EXPANSION</u>																		
PROJECT ID	G1721609010028																		
FUNDING AMOUNT	\$1,500,000																		
EXPENDITURE CATEGORY	6.1 Provision of Government Services																		
BUDGET ACTION	RES 22-1020																		
PROJECT OVERVIEW & GOALS	This project provides funding for the expansion of several Parks and Recreation initiatives including an expansion of recreation center hours, subsidies for athletic fees within low- or moderate-income neighborhoods, funding for the Summer Swarm technology truck, funding for a replacement climbing wall, funding for the Recreation in Motion program, and an expansion of the City's tech lab program.																		
USE OF EVIDENCE	N/A																		
PROJECT OUTPUTS	Expanded building hours Climbing wall, technology truck, mobile rec vehicle acquired Free sports are made available																		
PROJECT OUTCOMES	% Increases in participation # Events conducted with climbing wall and technology truck																		
PROGRESS TO DATE	Building hours at several recreation center hours were expanded. The climbing wall and technology truck have been acquired and are being used at events. Recreation in Motion van has been purchased and is in use. The 10% increase in building hours at five locations has resulted in a 20% increase in building use across the five locations. Free sports are continuing to be offered. Increases in sport participation include: <div style="text-align: center; margin-top: 10px;"> <table border="0"> <tr> <td>Futsal</td> <td><div style="width: 665%; height: 10px; background-color: #003366;"></div></td> <td>665%</td> </tr> <tr> <td>Volleyball</td> <td><div style="width: 264%; height: 10px; background-color: #003366;"></div></td> <td>264%</td> </tr> <tr> <td>Lacrosse</td> <td><div style="width: 154%; height: 10px; background-color: #003366;"></div></td> <td>154%</td> </tr> <tr> <td>Basketball</td> <td><div style="width: 114%; height: 10px; background-color: #003366;"></div></td> <td>114%</td> </tr> <tr> <td>Soccer</td> <td><div style="width: 56%; height: 10px; background-color: #003366;"></div></td> <td>56%</td> </tr> <tr> <td>Baseball & Softball</td> <td><div style="width: 39%; height: 10px; background-color: #003366;"></div></td> <td>39%</td> </tr> </table> </div>	Futsal	<div style="width: 665%; height: 10px; background-color: #003366;"></div>	665%	Volleyball	<div style="width: 264%; height: 10px; background-color: #003366;"></div>	264%	Lacrosse	<div style="width: 154%; height: 10px; background-color: #003366;"></div>	154%	Basketball	<div style="width: 114%; height: 10px; background-color: #003366;"></div>	114%	Soccer	<div style="width: 56%; height: 10px; background-color: #003366;"></div>	56%	Baseball & Softball	<div style="width: 39%; height: 10px; background-color: #003366;"></div>	39%
Futsal	<div style="width: 665%; height: 10px; background-color: #003366;"></div>	665%																	
Volleyball	<div style="width: 264%; height: 10px; background-color: #003366;"></div>	264%																	
Lacrosse	<div style="width: 154%; height: 10px; background-color: #003366;"></div>	154%																	
Basketball	<div style="width: 114%; height: 10px; background-color: #003366;"></div>	114%																	
Soccer	<div style="width: 56%; height: 10px; background-color: #003366;"></div>	56%																	
Baseball & Softball	<div style="width: 39%; height: 10px; background-color: #003366;"></div>	39%																	



Source: Saint Paul Parks and Recreation

PROJECT NAME	<u>GUARANTEED INCOME</u>
PROJECT ID	G1721609010029
FUNDING AMOUNT	\$4,000,000
EXPENDITURE CATEGORY	2.3 Household Assistance: Cash Transfers
BUDGET ACTION	<u>RES 22-1023</u>
PROJECT OVERVIEW & GOALS	This project is an expansion of the guaranteed income program in Saint Paul. As stated in the Interim Final Rule and Final Rule recipient governments may presume that low- or moderate-income households experienced negative economic impacts resulting from the pandemic and may provide services that respond to these impacts. This project will provide 333 low- and moderate-income Saint Paul families with a monthly guaranteed income of \$500 a month for 24 months for a total of \$12,000. Families that meet the eligibility criteria and that have a child enrolled in CollegeBound Saint Paul, the City's universal college savings account program starting at birth, will be randomly selected to receive the monthly payments
USE OF EVIDENCE	<p>The goal of CollegeBound Boost Guaranteed Income is to provide flexible and unconditional financial supports to low- and moderate-income Saint Paul families with children to increase their financial security, wealth and well-being. Receiving monthly guaranteed income payments similar to those provided through CollegeBound Boost Guaranteed Income have been associated with the following outcomes in recent evaluations:</p> <ul style="list-style-type: none"> • Reduced income volatility • Improved health and well-being, which created opportunities for agency and self-determination • Reduced depression and anxiety • Increased full-time employment prior to the pandemic, but no impact on labor during the pandemic, an important finding given the speculation that receiving a guaranteed income may make recipients become unproductive • Brain activity patterns in 1-year-olds associated with thinking and learning <p>CollegeBound Boost is being rigorously evaluated by the University of Michigan's School of Social Work using a multi-arm experimental study.</p>
PROJECT OUTPUTS	# Families selected to receive assistance
PROJECT OUTCOMES	\$ Distributed to families
PROGRESS TO DATE	333 families have been selected and enrolled in the CollegeBound Boost Guaranteed Income and receiving payments funded through SLFRF as of June 30, 2024. To date, \$2,630,500 has been distributed to families.

PROJECT NAME	<u>ASSET MANAGEMENT SYSTEM</u>
PROJECT ID	G1721609010030
FUNDING AMOUNT	\$3,270,413
EXPENDITURE CATEGORY	6.1 Provision of Government Services
BUDGET ACTION	<u>RES 22-1024</u> , <u>RES 23-1159</u> , <u>RES 24-137</u>
PROJECT OVERVIEW & GOALS	Through this project the City is seeking proposals from a qualified vendor or vendors for the procurement and implementation of an Enterprise Asset Management Software system (EAMS), which includes software project management implementation services, training, and technical support. It is the intent of the City to purchase a software solution that supports continual growth of enterprise asset management best practices and promotes resiliency, sustainability, and equity in City operations and services. The system supports project tracking, purchase and requisition, timekeeping, warehouse and inventory functions, fleet management, facilities management, and process automation.
USE OF EVIDENCE	N/A
PROJECT OUTPUTS	# Vendor is identified and contracted
PROJECT OUTCOMES	New asset management system is installed and operational # Trainings provided for staff
PROGRESS TO DATE	Mythic's is the contracted implementation vendor and Oracle WACS, OFS, and OUVA Software. Weekly project and technical meetings are in place with the required staff resources. The cloud software has been provisioned and three high-level training overviews have been provided to the Project Managers. The project is currently at the end of the discovery phase and working through data migrations and integrations for the system.

PROJECT NAME	<u>DSI LICENSE SERVICES</u>
PROJECT ID	G1721609010031
FUNDING AMOUNT	\$340,299
EXPENDITURE CATEGORY	6.1 Provision of Government Services
BUDGET ACTION	<u>RES 22-1025</u>
PROJECT OVERVIEW & GOALS	This proposal is to provide economic relief to businesses by reducing the annual license fees for those impacted by the vaccination mandate that was in place through a Mayoral Executive Order responding to the COVID-19 pandemic. The reduction proposed is 25%. License fees are invoiced upon the renewal date and therefore received throughout the year. Additionally, this segment of businesses will not incur the 15% license fee increase which the City Council approved as part of the 2022 budget.
USE OF EVIDENCE	N/A
PROJECT OUTPUTS	# Business licenses processed / assisted
PROJECT OUTCOMES	\$ Saved by Saint Paul businesses
PROGRESS TO DATE	365 businesses licenses were processed / assisted. St. Paul businesses saved a total of \$340,299.

PROJECT NAME	<u>HEALTHY HOMES SAINT PAUL</u>
PROJECT ID	G1721609010032
FUNDING AMOUNT	\$5,524
EXPENDITURE CATEGORY	6.1 Provision of Government Services
BUDGET ACTION	RES 22-1594 , RES 23-1159 , RES 24-137
PROJECT OVERVIEW & GOALS	This project supports investment in needed home repairs and pre-weatherization in the homes of low-income Saint Paul residents in 1- to 4-unit residential properties who were disproportionately impacted by COVID-19 through higher infection and death rates and experienced negative impacts due to low-wage jobs. Living in a home that needs basic repairs and uses a lot of energy is a source of added stress and financial strain. It can put families at greater risk of negative health impacts. The Healthy Homes Program will make homes safer and more livable for eligible families and weatherization improvements will reduce their energy bills at a time when energy costs have been rising. The Healthy Homes Program will also reduce the risk of further deterioration of homes and in some cases reduce the risk of fire.
USE OF EVIDENCE	N/A
PROJECT OUTPUTS	# RFPs developed # Grants / homes participating # Types of measures implemented
PROJECT OUTCOMES	\$ Saved by homeowners # Homeowners made eligible for home weatherization programs
PROGRESS TO DATE	RFP is under development and anticipated to be released in 2024.

PROJECT NAME	<u>LOCAL FUND WORKER OWNERSHIP</u>
PROJECT ID	G1721609010033
FUNDING AMOUNT	\$1,250,000
EXPENDITURE CATEGORY	6.1 Provision of Government Services
BUDGET ACTION	<u>RES 22-1594, AO 24-6</u>
PROJECT OVERVIEW & GOALS	COVID-19 has exacerbated historical disparities in business ownership. The Locally Owned Cooperative Assistance Loan (LOCAL) Fund will use SLFRF Funds to aid small businesses to address the Negative Economic Impacts of COVID-19 by helping businesses develop shared-ownership models. The shared ownership model will increase local ownership of businesses. This will give community members a voice and an economic stake in their workplace and by extension their communities. The LOCAL Fund will retain and grow businesses and jobs while increasing local ownership thereby increasing economic resilience to weather pandemic recovery.
USE OF EVIDENCE	N/A
PROJECT OUTPUTS	# RFPs developed # Businesses applying for funds # Completed cooperative feasibility assessments
PROJECT OUTCOMES	# Completed worker cooperative startup and expansions # New cooperative owners
PROGRESS TO DATE	The City has contracted with Nexus Community Partners to administer this program. As of June 30, 2024, 34 business inquiries have been received and 14 hours of technical assistance have been provided. Nexus Community Partners are currently working to identify grantees and move forward with the program.



Source: Nexus Community Partners

PROJECT NAME	<u><i>CITY COUNCIL OFFICE REDESIGN</i></u>
PROJECT ID	G1721609010037
FUNDING AMOUNT	\$50,000
EXPENDITURE CATEGORY	6.1 Provision of Government Services
BUDGET ACTION	RES 22-1868 , RES 24-137
PROJECT OVERVIEW & GOALS	In January 2022 the City Council, its staff, and the general public returned to City Hall. The effects of COVID-19 have brought to a head the myriad of challenges that have long plagued the City Council, including the current staffing model, the workplace layout, and ineffective/insufficient reception services. The City intends to use SLFRF funds to make adaptations to City Council workspace and implement COVID-19 mitigation tactics. To effectively utilize the funds, the project includes an assessment to improve the Council's staffing model to modernize and invigorate its workspace and to create a safe, accessible, and fair Council system and work environment for all.
USE OF EVIDENCE	N/A
PROJECT OUTPUTS	Project staffing study completed Consultant contracted to complete office redesign work
PROJECT OUTCOMES	Improved office security Increased constituent service capacity Increased access to City Council by constituents
PROGRESS TO DATE	The staffing study has been completed, and a consultant has been contracted to complete office redesign work.

PROJECT NAME	<u><i>ELECTRONIC PAYMENTS SYSTEM</i></u>
PROJECT ID	G1721609010038
FUNDING AMOUNT	\$70,623
EXPENDITURE CATEGORY	6.1 Provision of Government Services
BUDGET ACTION	RES 22-1868 , RES 23-1732 , RES 24-137
PROJECT OVERVIEW & GOALS	ARP SLFRF funds will be used to implement an electronic payment portal for customer payments to the City. The portal will help the City to streamline cash billing and accounting procedures through automatic reconciliation and receipting.
USE OF EVIDENCE	N/A
PROJECT OUTPUTS	Vendor is identified System is installed and operational
PROJECT OUTCOMES	City can offer increased payment options for customers
PROGRESS TO DATE	The needs assessment vendor has been identified and the needs assessment has been completed. An electronic payment processor has been selected. Implementation of that vendor’s software has begun. Responses to an RFP for a project manager to implement improved payment solutions have been submitted.

PROJECT NAME	<u>SNOW REMOVAL OPTIMIZATION</u>
PROJECT ID	G1721609010039
FUNDING AMOUNT	\$61,066
EXPENDITURE CATEGORY	6.1 Provision of Government Services
BUDGET ACTION	<u>RES 22-1868</u> , <u>AO 24-21</u> , <u>RES 24-137</u>
PROJECT OVERVIEW & GOALS	The City intends to use SLFRF funds to invest in new snow removal routing software and equipment that will revolutionize winter operations critical to maintaining safe and passable streets for all citizens, businesses, visitors, and commuters in Saint Paul. The City’s winter street maintenance routing systems have not had any major updates for more than 30 years. The software and equipment upgrade will also significantly increase the efficiency of snowplow operations and enhance responsiveness, adaptability, and consistency of service throughout the entire City.
USE OF EVIDENCE	N/A
PROJECT OUTPUTS	RFP is issued for consultant to prepare Vehicle Routing Optimization System RFP
PROJECT OUTCOMES	Consultant is engaged # Complaint calls are reduced Fuel usage reduced Increased employee satisfaction
PROGRESS TO DATE	The needs assessment has been completed. The RFP for the Vehicle Route Optimization System is in process and anticipated to be published in July 2023.



Source: [City of Saint Paul website](#)

PROJECT NAME	<u><i>PARKING FUND STABILIZATION</i></u>
PROJECT ID	G1721609010041
FUNDING AMOUNT	\$2,000,000
EXPENDITURE CATEGORY	6.1 Provision of Government Services
BUDGET ACTION	RES 22-1868 , RES 23-1159 , AO 24-12
PROJECT OVERVIEW & GOALS	COVID-19 event cancellations and work from home protocols gutted the revenues of the Housing and Redevelopment Authority of the City’s HRA Parking Enterprise Fund and the HRA World Trade Center Parking Enterprise Fund. Due to the impact of COVID-19 there was a 75% decline and more than \$14 million in lost net operating income in 2020-2021 based on 2019 actuals. SLFRF funds ensure continued operations and maintenance of our parking system through investments in maintenance and security upgrades.
USE OF EVIDENCE	N/A
PROJECT OUTPUTS	# Ramps receiving control system updates
PROJECT OUTCOMES	# Ramps receiving routine annual structural repairs that would normally be absorbed by the capital improvement budget # Payment systems updated
PROGRESS TO DATE	ARP funds have supported structural repair projects across seven City parking ramps. An RFP has been released for a contractor to make parking equipment improvements to six City parking ramps.

PROJECT NAME	<u><i>VIRTUAL REMOTE INSPECTIONS</i></u>
PROJECT ID	G1721609010042
FUNDING AMOUNT	\$2,707,145
EXPENDITURE CATEGORY	6.1 Provision of Government Services
BUDGET ACTION	RES 22-1868 , RES 23-1732
PROJECT OVERVIEW & GOALS	ARP SLFRF funds support the policy direction, resources, and tools to perform and increase efficiencies of virtual inspections for all disciplines of Construction Services including Building, Electrical, Plumbing, Mechanical, Warm Air, and Elevator inspections; and a variety of Fire Safety inspections and Code Enforcement inspections. These inspections could be in the form of customer to inspector or inspector to inspector, which would reduce the number of trips to an inspection site. In addition, the utilization of digital codes will allow inspectors to inspect from any location, and online scheduling will enhance customer experience and flexibility to schedule on their own time.
USE OF EVIDENCE	N/A
PROJECT OUTPUTS	# Program consultant is identified
PROJECT OUTCOMES	# Consultant contracted and work has begun
PROGRESS TO DATE	The City has signed a contract with a vendor to provide a software solution for implementing remote virtual inspections. We have identified the business lines that need to be migrated over to the new system and conducted an on-site visit by contractor to start the project. The Project Management contract was finalized in the spring of 2024. Program software is being planned and implementation is scheduled.

PROJECT NAME	<u><i>VIRTUAL REMOTE INSPECTIONS FEMA MATCH</i></u>
PROJECT ID	G1721609010043
FUNDING AMOUNT	\$92,855
EXPENDITURE CATEGORY	6.2 Non-federal match for other Federal Programs
BUDGET ACTION	RES 22-1868
PROJECT OVERVIEW & GOALS	The City intends to use SLFRF funds for the match requirement for the FEMA BRIC grant so that the City can upgrade its online plan review product and replace the City’s ECLIPS and AMANDA systems used as part of the inspection process. These actions will make the inspection process more efficient for inspectors and customers.
USE OF EVIDENCE	N/A
PROJECT OUTPUTS	Funds are used as a match for FEMA BRIC Grant
PROJECT OUTCOMES	Funds allow City to secure additional FEMA funds
PROGRESS TO DATE	Funds were used as a match for the FEMA BRIC grant. The City plans to use these funds to purchase hardware necessary to implement remote virtual inspections.


PROJECT NAME	<u>OXFORD COMMUNITY CENTER</u>
PROJECT ID	G1721609010044
FUNDING AMOUNT	\$429,454
EXPENDITURE CATEGORY	6.1 Provision of Government Services
BUDGET ACTION	<u>RES 23-476</u>
PROJECT OVERVIEW & GOALS	Oxford Community Center, located in the City's Summit University neighborhood and adjacent to Central High School, has encountered several public safety incidents including a recent shooting that required the closure of the facility for several weeks. Prior to re-opening, the Mayor along with department staff met with the community and partners such as Saint Paul Public Schools to review additional needs to better support the youth that patron the facility. A comprehensive review was initiated, and gaps identified in both front line and supervisory areas that needed a revised approach with additional support and resources. ARP funds support the addition of several front line and supervisory positions, enabling the facility to reopen with programming staff better able to program and connect with troubled youth, while being supported by leadership.
USE OF EVIDENCE	N/A
PROJECT OUTPUTS	# Supervisory positions hired and leading programming # Community Youth Workers hired to support intentional relationship building with youth and with Saint Paul Public Schools
PROJECT OUTCOMES	Increased communication with Saint Paul Public Schools and building partners as evidenced by regular meetings led by team members for all partners in the community. Increase in youth/teen participation in structured after-school activities at Oxford Community Center, as evidenced by a 30% increase in participation in attendance.
PROGRESS TO DATE	Two supervisory positions have been hired and are leading programming and community outreach at Oxford Community center. Community Youth Workers (CYW) have been hired to support intentional relationship-building with youth and Saint Paul Public Schools. The Community Youth Workers (CYW) are in neighboring Central High School 90% of school days. There is regular communication between both buildings and strategies discussed when larger issues arise. The leadership team at Oxford has played a significant role in convening the community to discuss safety and other issues. Regular attendees include SPPD, Libraries, Central High School, JK Movement, Hallie Q Brown Community Center, and Penumbra theater. Programs offered for teens have increased by 300%, with an average of 12-15 youth participating in each offering, well exceeding our 30% goal.

PROJECT NAME	<u><i>MEDICAL DEBT RESET</i></u>
PROJECT ID	G1721609010046
FUNDING AMOUNT	\$1,100,000
EXPENDITURE CATEGORY	6.1 Provision of Government Services
BUDGET ACTION	2024 Adopted Budget, AO 24-12
PROJECT OVERVIEW & GOALS	This project uses ARP funds to relieve medical debt for low-and moderate-income Saint Paul residents through a subrecipient agreement with Undue Medical Debt, a national nonprofit that is the only organization working with governments and hospital systems to acquire and cancel medical debt.
USE OF EVIDENCE	N/A
PROJECT OUTPUTS	# Subrecipients contracted # Debt purchases made # of health systems, hospitals, or providers participating in the initiative
PROJECT OUTCOMES	\$ of debt acquired and cancelled # Saint Paul residents whose debt is canceled
PROGRESS TO DATE	The City is working with Undue Medical Debt, a non-profit organization, to acquire and forgive medical debt for Saint Paul residents. To be eligible for debt cancellation, beneficiaries must have household income at or below 400% of the Federal Poverty Guidelines or have medical debt representing 5% or more of annual household income. Outcomes will be tracked by race, ethnicity, income level, and zip code.

PROJECT NAME	<u><i>LOCAL FUND COMMUNITY OWNERSHIP</i></u>
PROJECT ID	G1721609010047
FUNDING AMOUNT	\$1,250,000
EXPENDITURE CATEGORY	6.1 Provision of Government Services
BUDGET ACTION	AO 24-6
PROJECT OVERVIEW & GOALS	The goal of the initiative is to use community ownership as a tool to achieve healthy and sustainable neighborhoods through recovery of vacant and abandoned properties and other capital investment. This project targets commercial properties that are on the City's vacant property list and are located within qualified census tracts. Activities include technical assistance, pre-development assistance, and real estate awards.
USE OF EVIDENCE	N/A
PROJECT OUTPUTS	# Community inquiries # Hours of technical assistance provided # Completed cooperative feasibility assessments
PROJECT OUTCOMES	# Incorporated community-owned entities # New Community Ownership members % Increase in income assets of community ownership members % Increases in community ownership members who identify as BIPOC
PROGRESS TO DATE	The City has contracted with Nexus Community Partners to administer this program. As of June 30, 2024, 16 business inquiries have been received and 44 hours of technical assistance have been provided. Nexus Community Partners are currently working to identify grantees and move forward with the program.

PROJECT NAME	<u><i>30% AMI DEEPLY AFFORDABLE HOUSING</i></u>
PROJECT ID	G1721609012000
FUNDING AMOUNT	\$37,391,669
EXPENDITURE CATEGORY	2.15 Long-term Housing Security: Affordable Housing
BUDGET ACTION	RES 21-1794 , RES 22-938 , RES 22-940 , RES PH 22-188 , RES 22-1279 , RES 22-1868 , RES 23-392 , RES 23-420 , RES 23-628 , RES 23-962 , RES 24-137
PROJECT OVERVIEW & GOALS	The 30% AMI Deeply Affordable Housing Program is designed to expand the supply of housing in Saint Paul for extremely low-income residents making less than 30% of Saint Paul Area Median Income (AMI). The City plans to implement a dual approach solicitation process for awarding SLFRF funding to ensure provision of deeply affordable units within “pipeline” projects ready for closing in 2022 and will also provide capital funding for deeply affordable housing within projects with longer time horizons. Program funding will be deployed to finance the creation of new 30% AMI rental units. This funding is being made available through a series of solicitations.
USE OF EVIDENCE	<p>Evidence-based sources used: Housing First - The Housing First program address chronic homelessness by providing rapid access to permanent housing, without a pre-condition of treatment. Rating is listed as “proven effective” under Minnesota MMB Results First Inventory and “highest rated” in the Pew Trusts Results First Clearinghouse Database. Source of evidence: https://www.countyhealthrankings.org/take-action-to-improve-health/what-works-for-health/strategies/housing-first</p> <p>Permanent Supportive Housing - Long-term housing with support, these programs provide permanent supportive housing to homeless individuals. Rating is listed as proven effective under the Minnesota MMB Results First Inventory. Source of evidence is Washington State Institute for Public Policy: http://www.wsipp.wa.gov/BenefitCost/Program/284.</p> <p>Additionally, under the Pew Results First Clearinghouse, Service Enriched Housing, Low Income Housing Tax Credit, Housing Choice Voucher, and Rapid Rehousing programs all received the rating “Some Evidence/ Second-Highest Rated” outcomes. Source of evidence is https://www.pewtrusts.org/en/research-and-analysis/data-visualizations/2015/results-first-clearinghouse-database.</p> <p>Furthermore, there are several recent studies that are not part of the established clearinghouse databases but do present evidence in their findings about the importance and effect of providing affordable housing. Funds spent on evidence-based intervention to date: \$0.</p>
PROJECT OUTPUTS	# Projects approved by City Council
PROJECT OUTCOMES	# Units permitted that will be restricted at 30% AMI # Units occupied
PROGRESS TO DATE	Number of projects approved by City Council: 7 Number of units permitted that will be restricted at 30% AMI: 133 Number of units occupied: 67
REQUIRED PERFORMANCE INDICATORS	# Households receiving eviction prevention services: 0 # Affordable housing units preserved or developed: 0

PROJECT NAME	<u><i>TOURISM RECOVERY SUPPORT PROGRAM</i></u>
PROJECT ID	G1721609013000
FUNDING AMOUNT	\$4,500,000
EXPENDITURE CATEGORY	2.35 Aid to Tourism, Travel, or Hospitality; 7.1 Administrative Expenses
BUDGET ACTION	RES 22-245 , AO 22-20 , RES 22-687
PROJECT OVERVIEW & GOALS	Tourism is a fundamental driver of the City's local economy and has been one of the industries most profoundly impacted by COVID-19. Data from Visit Saint Paul indicates that the immediate Saint Paul area has lost more than \$1 billion in sales and \$70 million in tax revenues due to COVID-19 impacts on the tourism industry. This program provided \$4.5 million for a tourism recovery support program. Eligible applicant organizations for this program demonstrated that their normal pre-pandemic operations had a significant impact on tourism in Saint Paul and suffered negative economic impacts from the COVID-19 pandemic.
USE OF EVIDENCE	Not applicable.
PROJECT OUTPUTS	# Organizations receiving assistance
PROJECT OUTCOMES	# Jobs retained # Increased attendance \$ Increased tax revenue
PROGRESS TO DATE	Seven organizations were awarded grants totaling \$4,477,000. Organizations report increases of 207, and an increase in annual attendance of 888,876 visits. Four of the seven organizations generate taxable sales and report an increase in sales tax of \$222,305. One organization promotes tourism and reported an annual increase in the hotel tax of \$2,265,337.

PROJECT NAME	<u>LEAD SERVICE LINE REPLACEMENT</u>
PROJECT ID	G1721609014000
FUNDING AMOUNT	\$16,000,000
EXPENDITURE CATEGORY	5.12 Drinking water: Lead Remediation, including in Schools and Daycares
BUDGET ACTION	RES 22-448 , RES 22-1022 , RES 23-1277
PROJECT OVERVIEW & GOALS	<p>The SLFRF funds address the need to replace lead service lines throughout the City's water distribution system. The project will help to fund lead water service line replacement for an estimated 1,240 lead service lines based on the current estimated cost. The project addresses climate change by improving water conservation, system efficiency, and reliability. Prioritized lead replacement zones include areas in the most recent census with the highest demographics of environmental justice (EJ) and children under five. EJ analysis is used to assess the impacts that a project may have on minority and low-income populations; ensuring timely replacements to disadvantaged populations.</p> 
USE OF EVIDENCE	Not applicable.
PROJECT OUTPUTS	<p>1,090 private lead service lines replaced 150 public lead service lines replaced</p>
PROJECT OUTCOMES	85% of eligible homes participate in the program
PROGRESS TO DATE	784 private lead service lines have been replaced; 461 public lead service lines have been replaced. The 2023 participation rate was 92%.

PROJECT NAME	<u>YOUTH EMPLOYMENT AFFILIATE</u>
PROJECT ID	G1721609015001
FUNDING AMOUNT	\$100,000
EXPENDITURE CATEGORY	6.1 Provision of Government Services
BUDGET ACTION	<u>RES 22-1021</u>
PROJECT OVERVIEW & GOALS	Due to the COVID-19 pandemic, school disruption has severely impacted Saint Paul young people. Existing workforce funding streams are focused heavily on supporting out-of-school youth. As a result, there is a gap in supporting opportunities for youth in school related to career exploration, access to work experiences and internships, and connections to other career readiness and professional development resources. This investment area will allow for Ramsey County as a subrecipient of the City to provide systems alignment to create connections for schools located within Saint Paul. This alignment will include additional supports for schools such as industry events and job fairs and other career exploration opportunities for students. In addition, this funding will be used to create a pilot Work Barrier Removal Fund to provide small financial support for COVID-19 impacted students to pay for work related items needed at the start of a job such as uniforms and transportation. Per the City's agreement with Ramsey County, the City's SLFRF funds will only be spent on City of Saint Paul residents.
USE OF EVIDENCE	Not applicable
PROJECT OUTPUTS	# Schools in St. Paul engaged with Ramsey County affiliate program.
PROJECT OUTCOMES	# Young adults receiving resources through individual barrier removal fund.
PROGRESS TO DATE	To date, 155 students across ten schools have been engaged in this project. Participating schools include Creative Arts Academy, Harding High School, Johnson High School, Highland High School, Humboldt High School, Saint Paul Public Schools Online High School, AGAPE High School, Gateway to College, LEAP High School, and Career Pathways Center. The program has surpassed initial service goals.

PROJECT NAME	<u>DRIVER'S ACADEMY</u>
PROJECT ID	G1721609015002
FUNDING AMOUNT	\$250,000
EXPENDITURE CATEGORY	6.1 Provision of Government Services
BUDGET ACTION	<u>RES 22-1021</u>
PROJECT OVERVIEW & GOALS	The shifting economy and need for more workers in pandemic recovery require young people to have their driver's licenses. Driver's licenses are necessary to provide reliable transportation to work a more flexible schedule and increase earnings. Without the means to get a driver's license, employment and professional opportunities are limited. Through this project Ramsey County as a subrecipient of the City will connect St. Paul job seekers to the Ramsey County Driver's License Academy. Participants will be job seekers age 18-24 who are COVID-19 impacted and enrolled in credentialed or certificate career pathway job training or industry exploration programs. Participants will receive individualized support to obtain a driver's license. Per the City's agreement with Ramsey County, the City's SLFRF funds will only be spent on City of Saint Paul residents.
USE OF EVIDENCE	Not applicable
PROJECT OUTPUTS	# St. Paul young adults applying to get their Minnesota class D driver's license
PROJECT OUTCOMES	Increase in third-party class D permit-proctor sites in Ramsey County over duration of project.
PROGRESS TO DATE	The initiative has successfully enrolled 350 young adults, with more than 60 obtaining their licenses. Four additional third-party class D permit-proctor sites have been added in Ramsey County.



Source: [Driver's License Academy | Ramsey County](#)

PROJECT NAME	LEAP
PROJECT ID	G1721609015003
FUNDING AMOUNT	\$600,000
EXPENDITURE CATEGORY	6.1 Provision of Government Services
BUDGET ACTION	RES 22-1021
PROJECT OVERVIEW & GOALS	<p>This project provides funds to Ramsey County, as a subrecipient of the City, to support Learn and Earn to Achieve Potential (LEAP)™, a multisite initiative of the Annie E. Casey Foundation, which aims to increase employment and educational opportunities for young people facing some of the greatest challenges on the path to adulthood. LEAP focuses on young people who have been in foster care, involved in the justice system, experienced homelessness or are pregnant or parenting. The initiative aims to adapt evidence-based models to meet the needs of these youth, including support to address the trauma they have experienced in their lives. Funding will support LEAP pilot sites to administer the Jobs for America’s Graduates (JAG) career-readiness curriculum at five partner sites (schools and community-based organizations) across Saint Paul. Additionally, Saint Paul partner sites will be connected to a wider network of professionals and resources who serve the same population. These connections will facilitate a more informed referral system for young people to get connected to additional supports they may need. Per the City's agreement with Ramsey County, the City's SLFRF funds will only be spent on City of Saint Paul residents.</p>
USE OF EVIDENCE	<p>LEAP is an evidence-based systems change model that has been and continues to be evaluated by the Annie E. Casey Foundation.</p>
PROJECT OUTPUTS	<ul style="list-style-type: none"> # Site and staff surveys # Young people completing survey # Young people served through PLUS case coordination
PROJECT OUTCOMES	<ul style="list-style-type: none"> # New LEAP pilot sites founded
PROGRESS TO DATE	<p>Program partners have been identified, including several local organizations. Programming has begun and the initial round of survey data is currently being finalized.</p>

PROJECT NAME	<u>NO BARRIER EMPLOYMENT PROGRAM</u>
PROJECT ID	G1721609015004
FUNDING AMOUNT	\$750,000
EXPENDITURE CATEGORY	6.1 Provision of Government Services
BUDGET ACTION	<u>RES 22-1021</u>
PROJECT OVERVIEW & GOALS	There are many Saint Paul residents who need low- or no-barrier employment opportunities. Economic insecurity in the community increased during COVID-19 and led many individuals to hardships, including job loss and lack of access to a permanent address. Without access to a permanent address and other challenges that accompany homelessness, obtaining a job becomes extremely challenging. Ramsey County as a subrecipient of the City of Saint Paul will implement employment models to support those within the City experiencing homelessness with low-to-no barrier meaningful work experiences, wages, and connections into the workforce ecosystem.
USE OF EVIDENCE	Not applicable
PROJECT OUTPUTS	# Saint Paul residents receiving low-to-no barrier meaningful work experience
PROJECT OUTCOMES	\$ Amount paid in wages and stipends to participants
PROGRESS TO DATE	Thus far 51 Saint Paul residents have received or are receiving meaningful low-to-no barrier work experience. A total of \$67,808 has been paid in wages and stipends to participants.

St. Paul, Listening House hire the homeless to clean up downtown

On a recent morning, the mission was to salt sidewalks and shovel out curbs by bus stops



Jal Chuol, from left, volunteer Olaf Minge and Melvin Thomas work to clean up a bus stop along Seventh Street in downtown St. Paul as a part of Listening House's "St. Paul Work Now" program on Thursday, March 28, 2024. Most program participants are experiencing homelessness but employed in community projects earning weekly paychecks. (John Autey / Pioneer Press)



By **FREDERICK MELO** | fmelo@pioneerpress.com | Pioneer Press
 UPDATED: March 28, 2024 at 10:18 p.m.

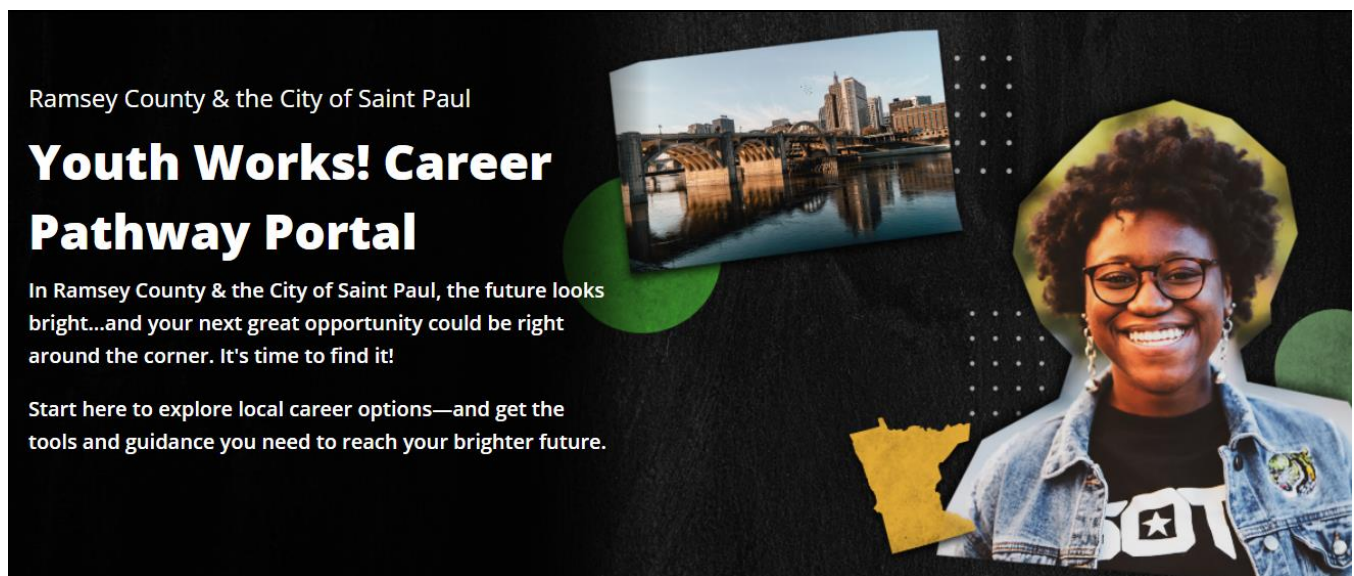
Innovative Listening House Program Cleaning Up Businesses and Public Spaces in St. Paul

May 10 | Written By Brian Boese



St. Paul nonprofit sees the unhoused not as a costly burden but as an asset able to help the community

PROJECT NAME	<u><i>DIGITAL CAREER PATHWAYS AND RESOURCE HUB</i></u>
PROJECT ID	G1721609015005
FUNDING AMOUNT	\$750,000
EXPENDITURE CATEGORY	6.1 Provision of Government Services
BUDGET ACTION	<u>RES 22-1021</u>
PROJECT OVERVIEW & GOALS	Access to employment and training resources is a barrier for youth and young adults in the community. Through various youth engagement sessions, the County and City identified a gap in sharing employment resources to young people in a way that is organized, meaningful, and reflective of the diversity in our community while also being engaging for young people. This investment area will create an online website serving as a digital hub for youth and young adults in Ramsey County and the City of Saint Paul for employment resources, with a significant emphasis on sharing videos and other content focused on telling the story of local individuals who have overcome barriers to successful career pathways. Content for this site will be informed, developed, and shared by local young people. Per the City's agreement with Ramsey County, the City's SLFRF funds will only be spent on City of Saint Paul residents.
USE OF EVIDENCE	Not applicable
PROJECT OUTPUTS	# Local resources made available on the website # Local content videos displayed on the website # Young adults employed to create local content
PROJECT OUTCOMES	# Young adults in Ramsey County and the City of Saint Paul accessing the digital hub for employment resources
PROGRESS TO DATE	The program website has launched, and more than 45 local resources have been made available thus far.



Source: [Youth Works! Career Pathway Portal \(roadtripnation.com\)](https://roadtripnation.com)

PROJECT NAME	<u>EARN AND LEARN</u>
PROJECT ID	G1721609015006
FUNDING AMOUNT	\$7,508,000
EXPENDITURE CATEGORY	6.1 Provision of Government Services
BUDGET ACTION	<u>RES 22-1021, RES 24-137</u>
PROJECT OVERVIEW & GOALS	This project invests in occupational training and the financial needs of residents. Residents ages 18-35 will be able to access funds, either directly from the County or through a Community-Based Organization, to assist in paying tuition, books, and technology costs. Additionally, residents will receive subsidized wages, stipends for learning, and paid internships or on the job training for their time learning, whether that is in a classroom training or receiving on the job training through an internship, employment, or other arrangement. Community-based organizations will provide coordination and support to students throughout their course of study and into their new careers. Per the City's agreement with Ramsey County, the City's ARP SLFRF funds will only be spent on City of Saint Paul residents.
USE OF EVIDENCE	Not applicable
PROJECT OUTPUTS	<ul style="list-style-type: none"> # Participants earning an employment credential/certificate in an in-demand industry # Participants gaining employment within occupation with average starting wage of \$21/hr # Participants gaining entrepreneurial training certificates # Students receiving startup funds to begin a business # Community-based organizations providing coordination and support # Participants who feel hopeful about their economic earning potential # Participants receiving learning paid internship # Participants receiving learning stipend
PROJECT OUTCOMES	<ul style="list-style-type: none"> # Participants feel connected to their communities # Individualized career pathways plans for participants completed
PROGRESS TO DATE	<p>The expected outcomes for these participants is that they will earn industry recognized credentials (expected at least 60% of participants will earn a credential) and will move into employment with higher wages than their current work. Community-based organizations have been identified and work has begun. There are currently 170 program participants; 70 program participants are earning industry-recognized credentials.</p> <p>Recent highlights include the graduation of eight young adults from the Goodwill Easter Seals Advanced Manufacturing Program, a partnership between Ramsey County Workforce solutions, City of Saint Paul, Saint Paul College, Goodwill Easter Seals, and Minnesota Precision Manufacturing. Eight other young adults graduated from the Minnesota Training Partnership Learn and Earn Clinical Assistant program.</p>

SUMMARY TABLES

Project Budgets by Expenditure Category

Expenditure Category/City Project		Budget	Cumulative expenditures
1: Public Health Budget:		\$259,682	\$259,682
Other			
1.14	Other Public Health Services		
	Domestic Abuse Prevention	\$250,000	\$250,000
	Council Technology	\$9,682	\$9,682
2: Negative Economic Impacts Budget		\$47,909,781	\$27,301,026
Assistance to Households			
2.3	Household Assistance: Cash Transfers		
	Guaranteed Income	\$4,000,000	\$2,630,500
2.10	Assistance to Unemployed or Underemployed Workers (e.g. job training, subsidized employment, employment supports or incentives)		
	Right Track	\$1,246,256	\$1,246,215
	Police LECPA	\$124,014	\$124,014
2.15	Long-term Housing Security: Affordable Housing		
	30% AMI Affordable Housing	\$37,391,669	\$18,152,457
Aid to Impacted Industries			
2.35	Aid to Tourism, Travel, or Hospitality		
	Tourism Recovery Support Program	\$4,500,000	\$4,500,000
	Downtown Alliance Ambassador Program	\$647,843	\$647,840
3: Public Health-Negative Economic Impact: Public Sector Capacity Budget		\$7,423,527	\$6,420,357
General Provisions			
3.1	Public Sector Workforce: Payroll and Benefits for Public Health, Public Safety, or Human Services Workers		
	Criminal Division Backlog	\$1,180,751	\$1,180,751
	Police Downtown Beat Overtime	\$975,000	\$975,000
	Unsheltered Response Team	\$311,843	\$311,843
3.2	Public Sector Workforce: Rehiring Public Sector Staff		
	Public Works Painter	\$33,557	\$33,557
	Library Staff Restoration	\$1,277,956	\$1,277,934
	Parks Staff Restoration	\$3,638,809	\$2,635,661
	Fire EMS Supervisor	\$5,611	\$5,611
5: Infrastructure Budget		\$16,000,000	\$11,670,267
Water and Sewer			

5.12	Drinking water: Lead Remediation, including in Schools and Daycares		
	Lead Service Line Replacement	\$16,000,000	\$11,670,267
6: Revenue Replacement Budget		\$94,209,889	\$75,402,770
6.1	Provision of Government Services		
	RiverCentre Parking Ramp Repairs	\$1,700,000	\$1,700,000
	DSI Customer Service	\$181,000	\$163,876
	City Payroll	\$48,435,574	\$48,435,574
	Public Safety Radio Replacement	\$3,666,586	\$3,630,890
	Recognition Pay	\$661,183	\$661,183
	Budget Stabilization	\$8,527,382	\$8,527,382
	Police Attrition Reduction	\$1,771,441	\$1,771,441
	Fire Recruitment Exam	\$460,000	\$460,000
	Police Academy Pilot	\$2,070,000	\$2,028,400
	Library Optimal Response	\$200,000	\$149,208
	COPS Grant Match	\$2,000,000	\$1,343,132
	Traffic and Pedestrian Safety	\$451,345	\$364,027
	Parks and Recreation Expansion	\$1,500,000	\$998,131
	Asset Management System	\$3,270,413	\$1,272,429
	DSI License Services	\$340,299	\$340,299
	PED Healthy Homes	\$5,524	\$5,524
	LOCAL Fund Worker Ownership	\$1,250,000	\$79,261
	City Council Office Redesign	\$50,000	\$50,000
	Electronic Payments System	\$70,622	\$21,333
	Snow Removal Route Optimization	\$61,066	\$51,542
	Parking Fund Stabilization	\$2,000,000	\$392,542
	Virtual Remote Inspections	\$2,707,145	\$80,750
	Virtual Remote Inspections FEMA Match	\$92,855	\$0
	Oxford Community Center Staffing	\$429,454	\$425,775
	Medical Debt Reset	\$1,100,000	\$0
	LOCAL Fund Community Ownership	\$1,250,000	\$58,064
	Youth Employment Affiliate	\$100,000	\$12,663
	Driver's License Academy	\$250,000	\$42,105
	LEAP	\$600,000	\$98,959
	No Barrier Employment Program	\$750,000	\$31,106
	Digital Career Pathways and Resources	\$750,000	\$425,369
	Earn and Learn	\$7,508,000	\$1,781,805
7: Administration Budget		\$838,745	\$838,745
7.1	Administrative Expenses		
	ARP Administration	\$838,745	\$838,745

Budget Actions

PROJECT ID	PROJECT NAME	BUDGET ACTION
G1721609010001	Downtown Alliance Ambassador Program	RES 21-1050
G1721609010002	Domestic Abuse Prevention	RES 21-1050
G1721609010003	Right Track	RES 21-864 , RES 22-1021 , RES 24-137
G1721609010004	Criminal Division Backlog	RES 21-1050 , RES 24-137
G1721609010005	Public Works Painter	RES 21-1050 , RES 22-938
G1721609010006	Police Downtown Beat Overtime	RES 21-1050
G1721609010007	Unsheltered Response Team	RES 21-1050
G1721609010008	ARP Administration	RES 21-1233 , 2022 Adopted Budget , RES 22-938 , RES PH 22-188 , AO 24-12 , RES 24-137
G1721609010009	RiverCentre Parking Ramp Repairs	RES 21-1234
G1721609010010	Library Staff Restoration	RES 21-1233 , 2022 Adopted Budget
G1721609010011	Parks Staff Restoration	RES 21-1233 , 2022 Adopted Budget , AO 24-12
G1721609010012	Council Technology	RES 21-1233 , RES 22-938
G1721609010013	DSI Customer Service	RES 21-1233
G1721609010014	City Payroll	RES 22-938 , RES 22-939 , RES 23-1159 , RES 23-1513 , RES 23-1732 , RES 23-325 , RES 24-137
G1721609010015	Fire EMS Supervisor	RES 21-1233 , RES 22-938
G1721609010016	Police LECPA	RES 21-1236 , RES 22-938
G1721609010018	Public Safety Radio Replacement	RES 21-1682 , RES 22-1026
G1721609010019	Recognition Pay	RES 21-1840 , RES 23-1732
G1721609010020	Budget Stabilization	2022 Adopted Budget
G1721609010021	Police Attrition Reduction	2022 Adopted Budget
G1721609010022	Fire Recruitment Exam	2022 Adopted Budget
G1721609010023	Police Academy Pilot	2022 Adopted Budget
G1721609010025	Library Optimal Response	RES 22-1020 , RES 24-137
G1721609010026	COPS Grants Matching	RES 22-1020 , RES 23-1159
G1721609010027	Traffic Ped Safety	RES 22-1020 , RES 24-137
G1721609010028	Parks Recreation Expansion	RES 22-1020
G1721609010029	Guaranteed Income	RES 22-1023
G1721609010030	Asset Management System	RES 22-1024 , RES 23-1159 , RES 24-137
G1721609010031	DSI License Services	RES 22-1025
G1721609010032	Healthy Homes Saint Paul	RES 22-1594 , RES 23-1159 , RES 24-137
G1721609010033	LOCAL Fund	RES 22-1594 , AO 24-6
G1721609010037	City Council Office Redesign	RES 22-1868 , RES 24-137
G1721609010038	Electronic Payment System	RES 22-1868 , RES 23-1732 , RES 24-137
G1721609010039	Snow Removal Optimization	RES 22-1868 , AO 24-21 , RES 24-137
G1721609010040	Smart Library Transformation	RES 22-1868 , RES 24-137
G1721609010041	Parking Fund Stabilization	RES 22-1868 , RES 23-1159 , AO 24-12

G1721609010042	Remote Virtual Inspections	RES 22-1868 , RES 23-1732
G1721609010043	Remote Virtual Inspections FEMA Match	RES 22-1868
G1721609010044	Oxford Community Center	RES 23-476
G1721609010046	Medical Debt Reset	2024 Adopted Budget , AO 24-12
G1721609010047	LOCAL Fund Community Ownership	AO 24-6
G1721609012000	30% AMI Affordable Housing	RES 21-1794 , RES 22-938 , RES 22-940 , RES PH 22-188 , RES 22-1279 , RES 22-1868 , RES 23-392 , RES 23-420 , RES 23-628 , RES 23-962 , RES 24-137
G1721609013000	Tourism Recovery Support Program	RES 22-245 , AO 22-20 , RES 22-687
G1721609014000	Lead Service Line Replacement	RES 22-448 , RES 22-1022 , RES 23-1277
G1721609015001-15007	City-County Workforce Programs	RES 22-1021 , RES 24-137

Press Coverage

Project Name	Press Coverage
Treasury Notable Project Recognition	https://results4america.org/tools/arp-dashboard/ (The St. Paul Right Track project is called out in the Notable Projects tab)
Public Safety Radio Replacement	https://mccollum.house.gov/media/press-releases/mccollum-saint-paul-police-department-celebrate-distribution-new-radios
Community Businesses, Low Income Families, and Artists	https://localtoday.news/mn/st-paul-mayor-announces-4-65-million-for-business-co-ops-artists-home-repairs-and-sewage-fees-for-restaurants-twin-cities-79825.html https://www.twincities.com/2022/11/10/st-paul-mayor-announces-4-65-million-for-business-co-ops-artists-home-repairs-and-restaurant-sewer-fees/ https://www.stpaul.gov/news/mayor-carter-announces-465-million-new-investments-community-businesses-low-income-families
Waved Athletic Fees	https://www.twincities.com/2022/10/07/youth-basketball-in-st-paul-sees-nearly-40-percent-registration-increase-city-to-waive-fees-for-kids-9-to-18/ https://www.audacity.com/wccoradio/news/local/st-paul-announces-usd15-million-in-workforce-investments
Neighborhood Safety	https://www.mprnews.org/story/2022/07/15/st-paul-leaders-announce-new-public-safety-initiatives https://kstp.com/kstp-news/top-news/st-paul-city-leaders-to-announce-new-neighborhood-safety-efforts-friday/ https://m.startribune.com/st-paul-to-use-federal-covid-aid-to-boost-community-first-public-safety-work/600190605/?clmob=y&c=n&clmob=y&c=n https://www.startribune.com/st-pauls-smart-plan-for-crime-prevention/600192563/
Works Progress	https://www.startribune.com/st-paul-ramsey-county-direct-24-8m-in-covid-aid-toward-workforce-development/600189962/ https://www.audacity.com/wccoradio/news/local/st-paul-announces-usd15-million-in-workforce-investments https://www.twincities.com/2024/03/28/st-paul-listening-house-hire-the-homeless-to-clean-up-downtown/
CollegeBound Boost Guaranteed Income Program	https://www.kare11.com/amp/article/news/politics/saint-paul-expands-guaranteed-income-project/89-aedff910-63f0-451e-96f6-d5e5a8997d4b https://www.twincities.com/2022/06/29/st-paul-basic-income-experiment-500-month-checks-college-money/amp/ https://m.startribune.com/st-paul-plans-second-wave-of-500-monthly-checks-for-low-income-families/600186402/ https://www.startribune.com/could-minnesota-be-among-the-first-states-off-universal-basic-income-cash-program-aid-families/600356859/

	https://www.startribune.com/university-pennsylvania-study-st-pauls-guaranteed-income-program-improved-families-well-being/600330728/
<p>30% AMI Deeply Affordable Housing</p>	https://www.twincities.com/2021/12/13/the-city-of-st-paul-ramsey-county-announced-investment-of-74-million-for-affordable-housing/ https://www.kare11.com/article/news/local/st-paul-and-ramsey-co-invest-in-housing/89-79383508-c4d9-43cf-aed4-af923ca902d0 https://www.startribune.com/st-paul-ramsey-county-to-invest-74m-in-affordable-housing/600126642/ https://www.mprnews.org/story/2021/12/15/st-paul-ramsey-county-plan-to-spend-74-million-on-deeply-affordable-housing https://www.startribune.com/former-casket-factory-on-st-pauls-university-avenue-gets-new-life-as-affordable-housing/600352479/
<p>Tourism Recovery Support Program</p>	https://www.twincities.com/2022/05/05/seven-st-paul-tourism-providers-to-share-4-5-million-in-federal-relief-grants/amp/ https://www.twincities.com/2022/02/23/st-paul-city-council-dedicates-4-5-million-to-benefit-tourism-industry/ https://www.startribune.com/st-paul-launches-4-5m-tourism-recovery-grant-program/600156518/
<p>Lead Service Line Replacement</p>	https://www.kare11.com/article/news/local/breaking-the-news/st-pauls-lead-free-campaign-offers-lead-pipe-replacement-free-of-charge/89-4103a1e5-2ee5-4aef-8321-d8a669cb0649 https://www.mprnews.org/story/2022/07/13/st-paul-expands-efforts-to-replace-lead-water-lines https://www.kare11.com/video/news/local/federal-money-allocated-to-help-replace-lead-pipes-in-st-paul/89-40768d45-827b-4db8-ab7a-8cf4575eb692 https://www.twincities.com/2022/03/28/if-funding-allows-st-paul-regional-water-to-replace-lead-pipes-in-26000-homes-in-next-10-years/ https://www.audacy.com/wccoradio/news/local/st-paul-receives-usd14-5-million-to-replace-lead-water-pipes https://kstp.com/kstp-news/local-news/14-5m-in-federal-funding-to-cover-lead-pipe-replacement-project-in-st-paul/ https://www.startribune.com/st-paul-getting-14-5-million-from-feds-to-replace-lead-water-pipes/600160154/